



# SAE-J514

























































20





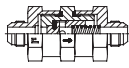


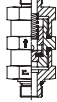

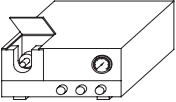
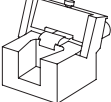


# JIC

AVAILABLE IN CARBON AND STAINLESS STEEL

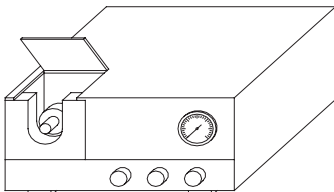
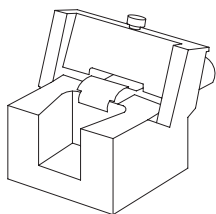
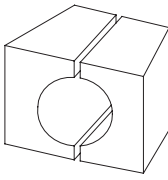
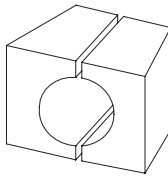
## FIGURATIVE INDEX – FITTINGS SAE J514 - ISO 8434-2

General instructions Utilisation standards	Quality assurance Safety factors	Allowed temperatures Seals on threads	Finish treatments End treatments	Tubes to be used Tables follow up	Threaded ends Gas - Metric UNF - NPT	Prescriptions to comply with Assembly instructions
Page 105 Type: 2001.. 	Page 22 Type: 2002.. 	Page 23 Type: 2003...3 BSPP Type: 2004...3 Metric paral. 	Page 24 Type: 2005...3 UNF/UN-2A 	Page 25-26 Type: 2006...3 BSPP 	Page 27-32 Type: 2007...3 NPTF 	Page 33;39; 106-107 Type: 2008...3 BSPT Type: 2009...3 NPTF 
Page 108 Type: 2010...3 BSPT Type: 2011...3 NPTF 	Page 108 Type: 2012...3 BSPT Type: 2013...3 NPTF 	Page 109 Type: 2014...3 BSPT Type: 2015...3 NPTF 	Page 110 Type: 2016...3 BSPT Type: 2017...3 NPTF 	Page 111 Type: 2018...3 BSPP 	Page 111 Type: 2019...3 NPTF 	Page 112 Type: 2020...3 
Page 113 Type: 2021...3 	Page 114 Type: 2022...3 	Page 115 Type: 2023...3 	Page 116 Type: 2024...3 	Page 117 Type: 2025...3 	Page 117 Type: 2026...3 	Page 118 Type: 2027...3 
Page 118 Type: 2028...3 BSPP 	Page 119 Type: 2029...3 NPTF 	Page 119 Type: 2032...3 BSPP 	Page 120 Type: 2033...3 NPTF 	Page 120 Type: 2034...3 	Page 121 Type: 2035.. BSPP Type: 2036.. Metric paral. 	Page 121 Type: 2037.. UNF/UN-2A 
Page 122 Type: 2038.. BSPT Type: 2039.. NPTF 	Page 122 Type: 2040...3 	Page 123 Type: 2041...3 	Page 123 Type: 2042...3 	Page 124 Type: 2043...3 	Page 125 Type: 2044...3 BSPP Type: 2045...3 Metric paral. 	Page 126 Type: 2046...3 UNF/UN-2A 
Page 127 Type: 2047...3 BSPP Type: 2048...3 Metric paral. 	Page 128 Type: 2049...3 UNF/UN-2A 	Page 128 Type: 2050...3 BSPP Type: 2051...3 Metric paral. 	Page 129 Type: 2052...3 UNF/UN-2A 	Page 129 Type: 2053...3 BSPP Type: 2054...3 Metric paral. 	Page 130 Type: 2055...3 UNF/UN-2A 	Page 131 Type: 2056...3 BSPP 
Page 132 Type: 2057.. UNF/UN-2A 	Page 133 Type: 2058...3 BSPP Type: 2059...3 Metric paral. 	Page 134 Type: 2060.. BSPP Type: 2061.. Metric paral. 	Page 135 Type: 2062...3 BSPP Type: 2063...3 Metric paral. 	Page 136 Type: 2064...3 UNF/UN-2A 	Page 137 Type: 2065...3 BSPP Type: 2066...3 Metric paral. 	Page 138 Type: 2067...3 UNF/UN-2A 
Page 138 Type: 2068...3 NPTF 	Page 139 Type: 2069...3 	Page 140 Type: 2070...3 	Page 141 Type: 2071...3 	Page 142 Type: 2072...3 	Page 143-144 Type: 2073.. 	Page 145 Type: 2074...3 
Page 145	Page 146	Page 146	Page 147	Page 147	Page 148	Page 148

## FIGURATIVE INDEX – FITTINGS SAE J514 - ISO 8434-2

Type: 2075.. UNF/UN-2A 	Type: 2076.. 	Type: 5014.. 	Type: 5015.. BSPP Type: 5016.. Metric paral. 	Type: 5017.. BSPP Type: 5018.. Metric paral. 	Type: 5019.. UNF/UN-2A 	Type: 5020.. UNF/UN-2A 
Page 148	Page 148	Page 149	Page 149	Page 150	Page 150	Page 150
Type: 100000 	Type: 200000 	Type: 2000.. 	Type: 2000.. 	Compatible fluids table		
Page 101	Page 101	Page 101	Page 101		Page 325-356	Page

## ATTREZZATURE SERIE SAE J514 - ISO 8434-2

TUBE FLARING MACHINE		37° FLARING BLOCK	METRIC		INCHES	
						
Series	Ordering Machine	Ordering 37° flaring block	Ø Tube	Ordering metric	Ø Tube	Ordering inches
UNIVERSAL	100000	200000	6	200001	1/4	200021
			8	200002	5/16	200022
			10	200003	3/8	200023
			12	200004	1/2	200024
			16	200005	5/8	200025
			20	200006	3/4	200026
			25	200007	1	200027
			32	200008	1.1/4	200028
			38	200009	1.1/2	200029
			14	200010		
			15	200011		
			18	200012		
			30	200013		

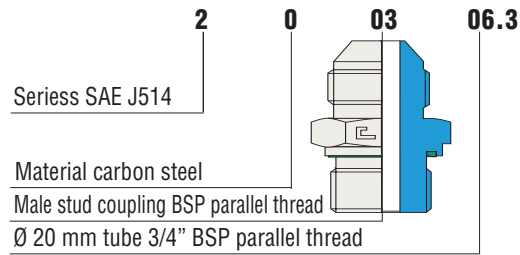
## ORDERING EXAMPLES (Carbon steel)

## ORDERING EXAMPLES (Stainless steel)

### SAE

• If you require a male stud coupling for a Ø 20 mm tube with 3/4" BSP parallel thread made of carbon steel with elastomeric NBR seal on the thread, order 200306.3

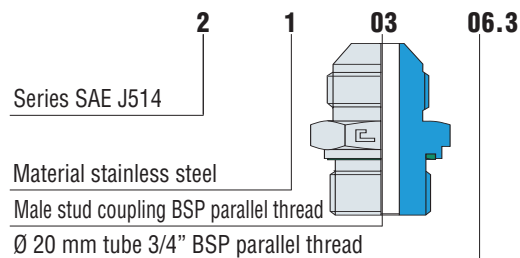
• If you require the VITON® seal, add "V" at the end.



### SAE

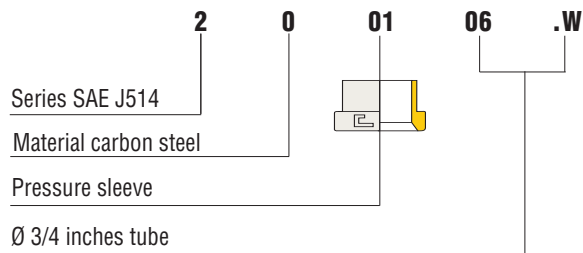
• If you require a male stud coupling for a Ø 20 mm tube with 3/4" BSP parallel thread made of stainless steel with elastomeric VITON® seal on the thread, order 210306.3

• If you require the NBR seal, add ".N" at the end.



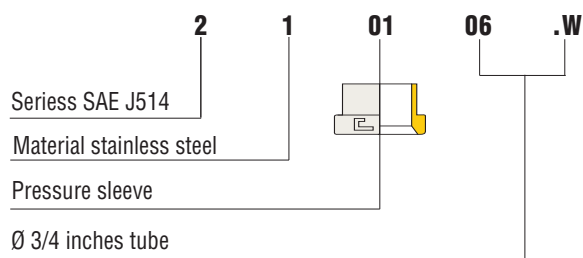
### SAE

• If you wish to use a carbon steel tube with inch measurements, add the letter ".W" to the code of the pressure sleeve to order: 200106.W



### SAE

• If you wish to use a stainless steel tube with inch measurements, add the letter ".W" to the code of the pressure sleeve to order: 210106.W



## DELIVERIES

- Cast S.p.A. fittings are delivered in the configurations shown in the tables of this catalogue.
- Available on scheduled orders only: it means that the article is slow moving and will be delivered within 90 days.
- Available on request only: it means that the article is not commonly in stock; please contact our offices for further delivery details.

VITON® is a DuPont Dow Elastomers Trade Mark

# THEORY OF OPERATION

The CAST fitting, manufactured according to ISO 8434-2/SAE J514, is a mechanical fitting traditionally used for high pressure fluid-dynamic systems. The seal is made by the contact between two conical surfaces, the first created on the fitting body and the second obtained on the cold drawn seamless tube, through flaring obtained with special tools.

The coupling between the body of the fitting and the 37° flared tube is guaranteed by the tightening nut and by the pressure sleeve on the inside. It helps fast assembly of removable tubes, avoids welding and tapping, thus assuring maximum simplicity for complex oleo-dynamic systems. Repeated assemblies do not alter the performance of the coupling.

## COUPLING SYSTEM SAE J514

## Reference prescriptions:

Tube E235  
EN 10305-4

Pressure sleeve  
ISO 8434-2/SAE J514

Nut  
ISO 8434-2/SAE J514

Cone 37°

Fitting body  
ISO 8434-2

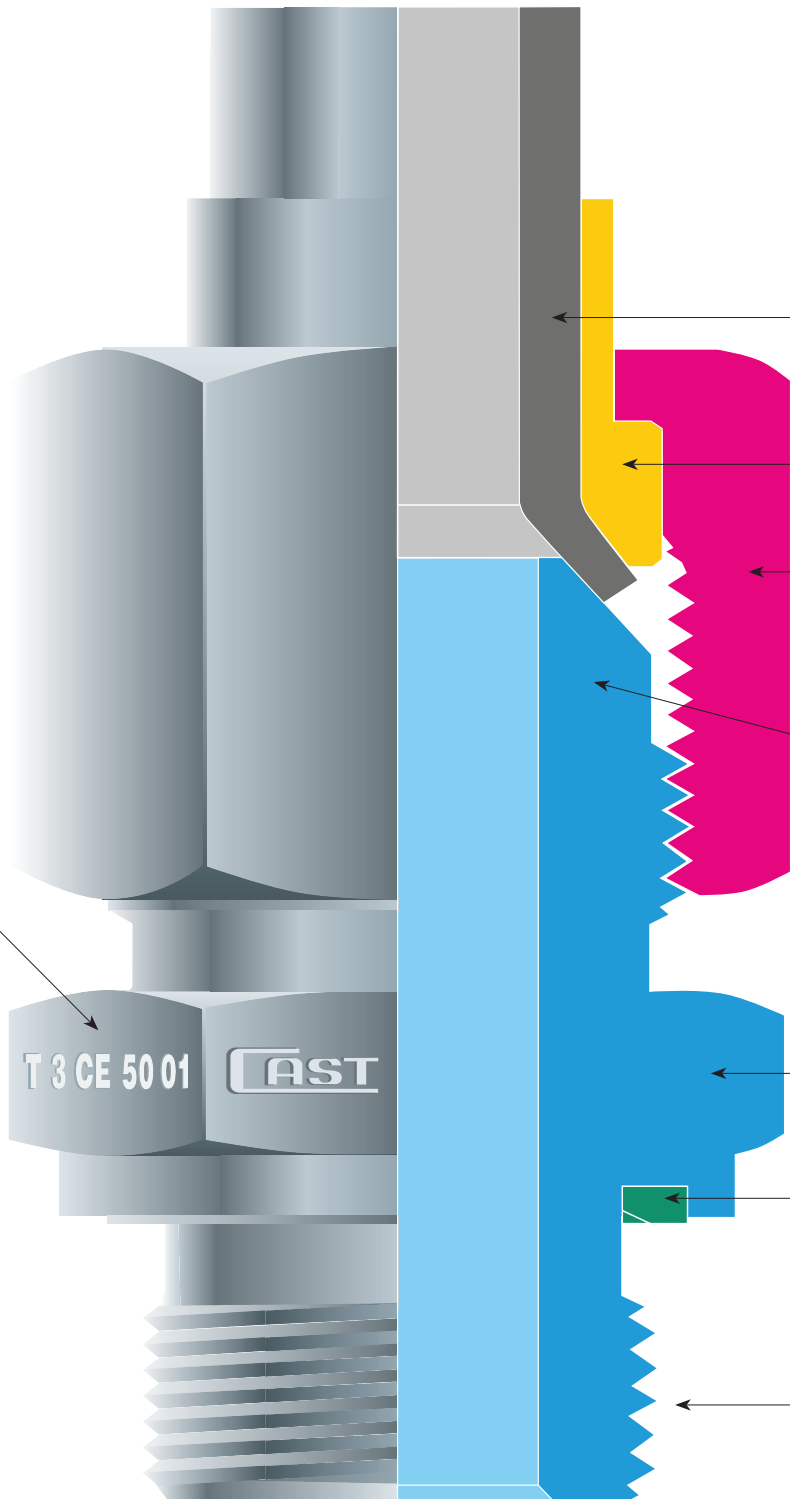
Flat washer housing  
ISO 1179-2

Threaded end  
ISO 1179-2

## Traceability decoding:

**CAST** =  
Logo of the  
Manufacturer

- T =  
Production plant
- 3 =  
Year of manufacture
- CE =  
Made in EEC
- 50 =  
Type of steel used
- 01 =  
Heat number of the  
steel used



## TECHNICAL CHARACTERISTICS

CAST 37° fittings assure perfect seal regardless of the fluid used, provided that no corrosive fluids are employed, the nominal pressures of the fittings and the indicated temperatures are respected and the prescriptions of the manufacturer are followed scrupulously.

These fittings are manufactured in a single series defined “UNIVERSAL” since the fitting body and the tightening nut remain the same also when switching from a metric tube at an inches sized tube. There are no doubles of diameters with different working pressures.

Normal vibrations do not alter the functionality of this type of fitting, also at the top quoted values. Therefore the fitting maintains its best characteristics of absolute guarantee, safety and reliability. For these specific reasons this fitting may be used in hard working conditions and where high safety parameters apply to the system.


Under the mechanical strength given by the tightening of the nut on the fitting body, the part of the 37° flared tube couples with the 37° conical part of the fitting body to provide a very effective, repeated, safe and easy to make metal to metal seal.

The pressure sleeve housed inside the tightening nut ensures the self-alignment of the flared tube to the axis of the fitting body, supports the tube during operation, lowers the vibrations and avoids damage to the tube while tightening.

Before assembly on the metal tube



After assembly on the metal tube



Field of force



Pressure surfaces



Sealing points

1

## PRODUCT MATURITY

For many years now there has been an increasing imperative market demand for fluid system components that guarantee three main factors: SAFE ANCHORING, FUNCTIONAL ASSEMBLY, LEAKAGE-FREE TIGHTNESS. These elements, now considered essential for a safe working environment (Leg. Decree 81/2008), product liability (Presidential Decree 224-EEC 85/374) and for the entire environmental protection system, make the 37° fitting manufactured by CAST S.p.A. a reliable and consolidated product.

## GENERAL INSTRUCTIONS

- Before starting to flare the tubes, please check that all the tools to be used in the process conform to the standards. Carefully check the tools every 30-50 flarings.
- Before connecting the preassembled tube to the equipment it is necessary to check that the tube and the fitting are aligned. Fittings should never be used to correct a wrong alignment or to be a support for the tube. Extremely long tubes or tubes undergoing high stress must be fixed by using some support to avoid excessive vibrations. A poor alignment could damage the operation of the system.
- The proper lubrication of the components involved in the tightening is essential for good system operation. We advise the use of mineral oils or torquen tension for carbon steel fittings, consisting of anti-seizing compound (Nickel based), Chesterton or similar, for stainless steel fittings.
- The fittings and the valves in this technical catalogue may be used for fluid-dynamic connections only. Indicated pressures are for steel tubes only.
- Mixing carbon and stainless steel components is not allowed.

## UTILISATION STANDARDS

### CARBON STEEL FITTINGS

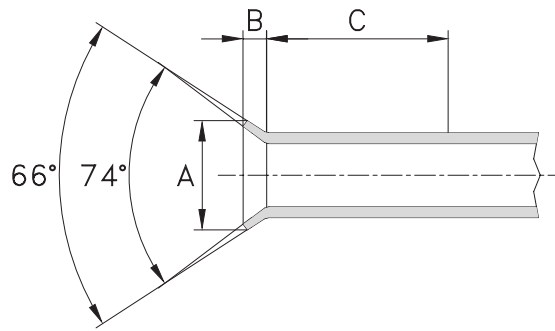
- High quality tubes must be employed to assure correct use and related technical performance of the carbon steel fitting. The use of tubes without the aforementioned characteristics may seriously impair the efficiency of the fitting. CAST S.p.A. recommends using the following tubes only: calibrated and polished, cold drawn seamless tubes, normalised with inert gas, in E235 material according to EN 10305-4 (ST 37.4 according to DIN 1630 I DIN 2391 ). The maximum hardness allowed on the outside diameter of the tube is 75 HRB.
- The flaring of the tube must be made with the flaring machine model 200000 and not with simple punches, which are hard to use and make the correct axiality of the 37° flaring complicated to obtain. It is important that the flaring is concentric and perpendicular to the tube and ferrule.
- In order to obtain a curve of the tube as close to the tightening point as possible (fitting body), the structural constructing ties that are typical of the 37° universal fittings must be considered. This product forces the user to leave a part of the ending section of the tube perfectly straight. This part must be used during the flaring operation to block the tube. Please refer to the "C" quote in the table for the measurements.

### STAINLESS STEEL FITTINGS

High quality tubes must be employed to assure correct use and related technical performance of stainless steel fittings. The use of tubes without the aforementioned characteristics may seriously impair the efficiency of the fitting. CAST S.p.A. recommends using the following tubes only: calibrated and polished, cold drawn seamless tubes 1.4571 as per UNI EN 10216-5 or ASTM A 269; the maximum permitted hardness, measured on the outer diameter of the tube, is 85 HRB.

- The flaring of the tube must be made with the flaring machine model 200000 and not with simple punches, which are hard to use and make the correct axiality of the 37° flaring complicated to obtain. It is important that the flaring is concentric and perpendicular to the tube and ferrule.
- In order to obtain a curve of the tube as close to the tightening point as possible (fitting body), the structural constructing ties that are typical of the 37° universal fittings must be considered. This product forces the user to leave a part of the ending section of the tube perfectly straight. This part must be used during the flaring operation to block the tube. Please refer to the "C" quote in the table for the measurements.

## TECHNICAL DATA FOR THE FLARING OF 37° TUBES



Ø Metric tube	Ø Inch tube	Ø Flaring		B	Blocking C
		A min	A max		
6x1	1/4x0.89	8,6	9,1	2,5	32
6x1,5	1/4x1,65	8,9	9,1	2,7	
8x1	5/16x0.89	10,2	10,9	2,3	35
8x1,5	5/16x1,65	10,2	10,9	2,5	
10x1	3/8x0.89	11,7	12,4	2	40
10x1,5	3/8x1,65	11,7	12,4	2,2	
12x1	1/2x0.89	16	16,8	3,7	45
12x1,5	1/2x1,65	16	16,8	3,9	
12x2	1/2x2,1	16	16,8	4,1	
14x1,5	-	19,3	20,1	4,8	
14x2	-	19,3	20,1	5,1	45
15x1,5	-	19,3	20,1	4,1	
15x2	-	19,3	20,1	4,3	45
16x1,5	5/8x1,65	19,3	20,1	3,4	
16x2	5/8x2,1	19,3	20,1	3,6	45
16x2,5	5/8x2,41	19,3	20,1	3,8	
18x2	-	23,4	24,1	5,1	50
18x2,5	-	23,4	24,1	5,3	
20x2	3/4x2,1	23,4	24,1	3,6	50
20x2,5	3/4x2,41	23,4	24,1	3,8	
20x3	3/4x3,05	23,4	24,1	4,1	
25x2	1x2,1	29,7	30,5	4,6	
25x3	1x3,05	29,7	30,5	5,1	60
30x2	-	37,6	38,4	6,7	
30x3	-	37,6	38,4	7,2	60
32x2	1 1/4x2,1	37,6	38,4	5,3	
32x3	1 1/4x3,05	37,6	38,4	5,7	60
38x3	1 1/2x3,05	43,2	43,9	5,4	
38x4	1 1/2x4,05	*	*	5,8	70

\* For further information on the flaring diameter please contact CAST S.p.A. directly

## TIGHTENING TORQUES TUBE SIDE AND ON THE CONE (For carbon and stainless steel)

Series	Ø Metric tube	Ø Inch tube	Thread UNF/UN-2A	Tube side torque (Nm) <sup>+10%</sup> <sub>0</sub>	Torque swivel cone (Nm) <sup>+10%</sup> <sub>0</sub>
UNIVERSAL	6	1/4	7/16-20 UNF-2A	10	20
	8	5/16	1/2-20 UNF-2A	20	25
	10	3/8	9/16-18 UNF-2A	25	35
	12	1/2	3/4-16 UNF-2A	45	60
	14-15-16	5/8	7/8-14 UNF-2A	75	85
	18-20	3/4	1 1/16-12 UN-2A	115	140
	25	1	1 5/16-12 UN-2A	160	230
	30-32	1 1/4	1 5/8-12 UN-2A	240	380
38	1 1/2	1 7/8-12 UN-2A	400	460	

### Notes:

The values in the tightening tables are approximate and derive from practical tests run at the laboratory in Casalgrasso (CN), which may vary based on the materials and tolerances of the components used. Thus an awareness of the controls to be performed is required.

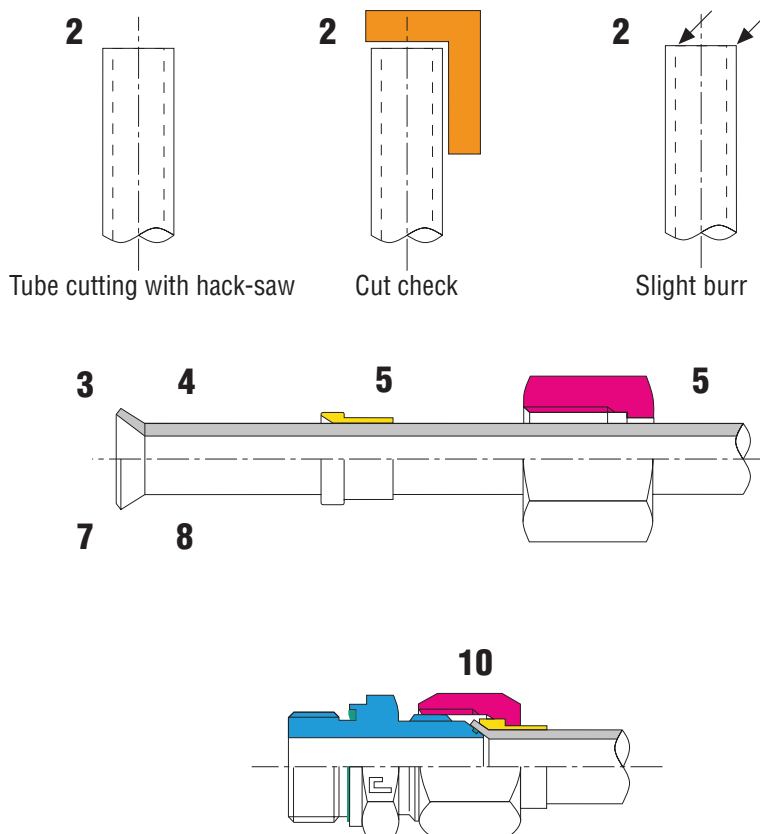
All the values expressed in Newton Meters (Nm) for the tightening torques tube side on the SAE J514 cone represent the torquing moment, calculated on the maximum thickness of the usable tube, needed to obtain the correct tightness.

All the values expressed in Newton Meters (Nm) for the tightening torques on the SAE J514 swivel cone represent the torquing moment needed to obtain the correct tightness.



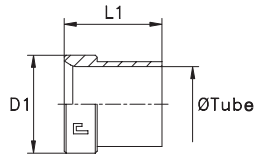
## ASSEMBLY INSTRUCTIONS SAE J514

1. Before starting the 37° tube flaring and assembly operations, please check that all the tools to be used are in perfect working order. Substitute those not complying to the requirements.
2. Cut the tube square by using an appropriate hack-saw (do not use roller type tube cutters). Check that the cut is properly made at 90°. Remove any internal and external burrs.
3. Check for any leakage line and other structural defects that may impair the seal on the cone of the fitting body. Reject any non complying tube.
4. Thoroughly clean the part of the tube to be flared and lubricate it with appropriate products.
5. Assemble the nut and pressure sleeve on the tube as shown below, taking care that the open part of the nut faces the end of the tube to be flared; likewise, the end of the tube to be flared must face the greater diameter of the pressure sleeve.
6. To obtain the desired length of the tube please add the B quote to the desired length of the tube available in the technical data for tube flaring. This lengthening will be entirely absorbed during the assembly phase by the overlap created by the flared tube on the cone of the fitting.
7. Flare the tube using the appropriate flaring machine, carefully respecting all the indications reported in the table to the side. The drawing indicates the quotes that must be considered.
8. Check that the flaring of the tube has been done correctly and that no peeling of the material appears inside it.
9. Clean the nut, fitting and tube and lubricate with the suggested products.
10. Couple the flared tube on the cone of the fitting and tighten by hand the nut on the body of the fitting to check the correct alignment of the parts; using a wrench, tighten until reaching the contact of the metal to metal conical parts.
11. Repeated assembly and disassembly will not alter the functionality of the system which, each time is closed, will always provide an immediate seal, which will last over time.
12. Please refer to the table on page 106 for the correct tightening torques to be applied.



## SLEEVE

Type: 2001..



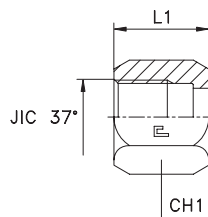
Serie JIC	20.... [bar]	21.... [bar]	Ordering Complete	Ø Tube M	Ø Tube W	D1	L1
UNIVERSAL	450	450	200101	6	-	9,7	10,4
			200102	8	5/16*	11,3	11,2
	350	350	200103	10	-	12,7	12,7
			200104	12	-	17,3	14,2
			200105	16	5/8*	20,2	16,8
			200106	20	-	24,6	17,3
	290	290	200107	25	-	31	19,8
	240	240	200108	32	-	38,9	23,1
			200109	38	1 1/2*	45,3	28,4
	350	350	200110	14	-	20,2	16,8
			200111	15	-	20,2	16,8
			200112	18	-	24,6	17,3
	240	240	200113	30	-	38,9	23,1
	450	450	200101.W	-	1/4	9,7	10,4
	350	350	200103.W	-	3/8	12,7	12,7
			200104.W	-	1/2	17,3	14,2
200106.W			-	3/4	24,6	17,3	
290	290	200107.W	-	1	31	19,8	
240	240	200108.W	-	1 1/4	38,9	23,1	

**Notes:** If you wish to order a fitting in stainless steel, please change the first two digit from 20.... to 21.....

\* Order with metric tube diameter code.

## TIGHTNING NUT

Type: 2002..



Series JIC	20.... [bar]	21.... [bar]	Ordering Complete	Ø Tube M	Ø Tube W	JIC 37°	L1	CH1
UNIVERSAL	450	450	200201	6	1/4*	7/16-20	15,5	14
			200202	8	5/16*	1/2-20	17	17
	350	350	200203	10	3/8*	9/16-18	18,3	19
			200204	12	1/2*	3/4-16	21,3	22
			200205	14-15-16	5/8*	7/8-14	24,6	27
			200206	18-20	3/4*	1 1/16-12	25,9	32
	290	290	200207	25	1*	1 5/16-12	28,5	41
	240	240	200208	30-32	1 1/4*	1 5/8-12	31	50
			200209	38	1 1/2*	1 7/8-12	35,8	60

**Notes:** If you wish to order AISI 316 stainless steel fittings, please change the first two digits from 20.... to 21.....

If you wish to order AISI 304 stainless steel fittings, please change the first two digits from 20.... to 44.....

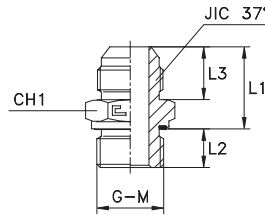
\* Order with metric tube diameter code.

# MALE STUD COUPLING WITH ELASTOMER SEAL

Thread BSP Parallel - Thread Metric Parallel

Type: 2003...3

Type: 2004...3



Series JIC	20.... [bar]	21.... [bar]	Ordering Complete	Ø Tube M	Ø Tube W	G	L1	L2	L3	CH1	JIC 37°			
UNIVERSAL	350	350	200301.3	6	1/4	1/8	22,5	8	14	14	7/16-20			
			200302.3	8	5/16	1/8	22,5	8	14	14	1/2-20			
			200303.3	10	3/8	1/4	22,5	12	14,1	19	9/16-18			
			200304.3	12	1/2	3/8	26,5	12	16,7	22	3/4-16			
			200305.3	14-15-16	5/8	1/2	31	14	19,3	27	7/8-14			
				200306.3	18-20	3/4	3/4	35	16	21,9	32	1 1/16-12		
		290	290	200307.3	25	1	1	37,5	18	23,1	41	1 5/16-12		
		240	240	200308.3	30-32	1 1/4	1 1/4	41	20	24,3	50	1 5/8-12		
	200309.3			38	1 1/2	1 1/2	45	22	27,5	55	1 7/8-12			
		350	350	200310.3	6	1/4	1/4	22,5	12	14	19	7/16-20		
						200311.3	6	1/4	3/8	24	12	14	22	7/16-20
						200312.3	6	1/4	1/2	25,5	14	14	27	7/16-20
						200313.3	8	5/16	1/4	22,5	12	14	19	1/2-20
						200314.3	8	5/16	3/8	24	12	14	22	1/2-20
						200315.3	10	3/8	1/8	22,5	8	14,1	17	9/16-18
						200316.3	10	3/8	3/8	24	12	14,1	22	9/16-18
						200317.3	10	3/8	1/2	26	14	14,1	27	9/16-18
						200318.3	12	1/2	1/4	26	12	16,7	22	3/4-16
						200319.3	12	1/2	1/2	28,5	14	16,7	27	3/4-16
						200320.3	12	1/2	3/4	30	16	16,7	32	3/4-16
						200321.3	14-15-16	5/8	3/8	30,5	12	19,3	24	7/8-14
						200322.3	14-15-16	5/8	3/4	32,5	16	19,3	32	7/8-14
						200323.3	18-20	3/4	3/8	34,5	12	21,9	30	1 1/16-12
						200324.3	18-20	3/4	1/2	35	14	21,9	30	1 1/16-12
		290	290	200325.3	18-20	3/4	1	36,5	18	21,9	41	1 1/16-12		
					200326.3	25	1	3/4	37,5	16	23,1	36	1 5/16-12	
		240	240	200327.3	25	1	1 1/4	40	20	23,1	50	1 5/16-12		
					200328.3	30-32	1 1/4	1	41	18	24,3	46	1 5/8-12	
					200329.3	30-32	1 1/4	1 1/2	42	22	24,3	55	1 5/8-12	
					200330.3	38	1 1/2	1 1/4	44	20	27,5	50	1 7/8-12	

Notes: If you wish to order a fitting in stainless steel, please change the first two digit from 20.... to 21....

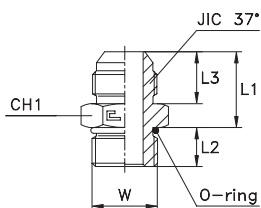
Serie JIC	20.... [bar]	21.... [bar]	Ordering Complete	Ø Tube M	Ø Tube W	M	L1	L2	L3	CH1	JIC 37°			
UNIVERSAL	350	350	200401.3	6	1/4	10x1	21	8	14	14	7/16-20			
			200402.3	8	5/16	12x1,5	21	12	14	17	1/2-20			
			200403.3	10	3/8	14x1,5	21	12	14,1	19	9/16-18			
			200404.3	12	1/2	16x1,5	24	12	16,7	22	3/4-16			
			200405.3	14-15-16	5/8	22x1,5	29,5	14	19,3	27	7/8-14			
				200406.3	18-20	3/4	27x2	32,5	16	21,9	32	1 1/16-12		
		290	290	200407.3	25	1	33x2	34,5	18	23,1	41	1 5/16-12		
		240	240	200408.3	30-32	1 1/4	42x2	38	20	24,3	50	1 5/8-12		
	200409.3			38	1 1/2	48x2	41,5	22	27,5	55	1 7/8-12			
		350	350	200410.3	6	1/4	12x1,5	21	12	14	17	7/16-20		
						200411.3	8	5/16	10x1	21	8	14	1/2-20	
						200412.3	8	5/16	14x1,5	21	12	14	19	1/2-20
						200413.3	10	3/8	16x1,5	21,5	12	14,1	22	9/16-18
						200414.3	12	1/2	14x1,5	24	12	16,7	19	3/4-16
						200415.3	12	1/2	18x1,5	25,5	12	16,7	24	3/4-16
						200416.3	14-15-16	5/8	18x1,5	28	12	19,3	24	7/8-14
						200417.3	14-15-16	5/8	20x1,5	29	14	19,3	27	7/8-14
		290	290	200418.3	18-20	3/4	22x1,5	32,5	14	21,9	30	1 1/16-12		
					200419.3	25	1	27x2	34,5	16	23,1	36	1 5/16-12	

Notes: If you wish to order a fitting in stainless steel, please change the first two digit from 20.... to 21....  
Articles available on scheduled orders only.

# MALE STUD COUPLING WITH O-RING

Thread UNF/UN-2A

Type: 2005...3



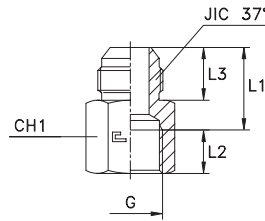
Series JIC	20.... [bar]	21.... [bar]	Ordering Complete	Ø Tube M	Ø Tube W	W	L1	L2	L3	CH1	JIC 37°
UNIVERSAL	400	400	200501.3	6	1/4	7/16-20	21,9	9,1	14	14	7/16-20
			200502.3	8	5/16	1/2-20	21,9	9,1	14	17	1/2-20
	350	350	200503.3	10	3/8	9/16-18	23	10	14,1	17	9/16-18
			200504.3	12	1/2	3/4-16	26,4	11,1	16,7	22	3/4-16
			200505.3	14-15-16	5/8	7/8-14	30,3	12,7	19,3	27	7/8-14
			200506.3	18-20	3/4	1 1/16-12	34,9	15,1	21,9	32	1 1/16-12
	290	290	200507.3	25	1	1 5/16-12	36,4	15,1	23,1	41	1 5/16-12
	240	240	200508.3	30-32	1 1/4	1 5/8-12	39,9	15,1	24,3	50	1 5/8-12
			200509.3	38	1 1/2	1 7/8-12	44,9	15,1	27,5	55	1 7/8-12
	400	400	200510.3	6	1/4	1/2-20	21,9	9,1	14	17	7/16-20
	350	350	200511.3	6	1/4	9/16-18	23	10	14	17	7/16-20
			200512.3	6	1/4	3/4-16	23,9	11,1	14	22	7/16-20
			200513.3	8	5/16	9/16-18	23	10	14	17	1/2-20
			200514.3	10	3/8	7/16-20	22,9	9,1	14,1	17	9/16-18
			200515.3	10	3/8	1/2-20	23,9	9,1	14,1	17	9/16-18
			200516.3	10	3/8	3/4-16	23,9	11,1	14,1	22	9/16-18
			200517.3	10	3/8	7/8-14	25,3	12,7	14,1	27	9/16-18
			200518.3	12	1/2	9/16-18	26,5	10	16,7	22	3/4-16
			200519.3	12	1/2	7/8-14	27,8	12,7	16,7	27	3/4-16
			200520.3	12	1/2	1 1/16-12	29,9	15,1	16,7	32	3/4-16
			200521.3	14-15-16	5/8	3/4-16	30,4	11,1	19,3	24	7/8-14
			200522.3	14-15-16	5/8	1 1/16-12	32,4	15,1	19,3	32	7/8-14
			200523.3	18-20	3/4	3/4-16	33,9	11,1	21,9	30	1 1/16-12
			200524.3	18-20	3/4	7/8-14	33,8	12,7	21,9	30	1 1/16-12
	290	290	200525.3	18-20	3/4	1 5/16-12	35,4	15,1	21,9	41	1 1/16-12
			200526.3	25	1	7/8-14	36,3	12,7	23,1	36	1 5/16-12
			200527.3	25	1	1 1/16-12	36,4	15,1	23,1	36	1 5/16-12
	240	240	200528.3	25	1	1 5/8-12	38,9	15,1	23,1	50	1 5/16-12
			200529.3	30-32	1 1/4	1 5/8-12	38,9	15,1	24,3	46	1 5/8-12
			200530.3	38	1 1/2	1 5/8-12	42,9	15,1	27,5	50	1 7/8-12

**Notes:** If you wish to order a fitting in stainless steel, please change the first two digit from 20.... to 21....

## FEMALE STUD COUPLING

Thread BSP Parallel

Type: 2006...3



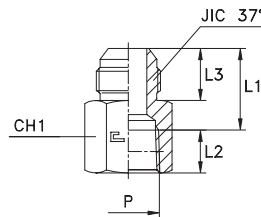
Series JIC	20.... [bar]	21.... [bar]	Ordering Complete	Ø Tube M	Ø Tube W	G	L1	L2	L3	CH1	JIC 37°
UNIVERSAL	350	350	200601.3	6	1/4	1/8	20	10	14	14	7/16-20
			200602.3	8	5/16	1/8	20	10	14	14	1/2-20
			200603.3	10	3/8	1/4	21	14	14,1	19	9/16-18
			200604.3	12	1/2	3/8	25	14	16,7	22	3/4-16
	315	315	200605.3	14-15-16	5/8	1/2	28,5	17	19,3	30	7/8-14
			200606.3	18-20	3/4	3/4	32	19	21,9	36	1 1/16-12
	290	290	200607.3	25	1	1	32,5	21,5	23,1	41	1 5/16-12
	240	240	200608.3	30-32	1 1/4	1 1/4	37	23,5	24,3	50	1 5/8-12
			200609.3		1 1/2	1 1/2	40	25,5	27,5	60	1 7/8-12
	350	350	200610.3	6	1/4	1/4	21	14	14	19	7/16-20
			200611.3	8	5/16	1/4	21	14	14	19	1/2-20
			200612.3	10	3/8	3/8	22	14	14,1	22	9/16-18
			200613.3	10	3/8	1/2	23,5	17	14,1	30	9/16-18
			200614.3	12	1/2	1/4	25	14	16,7	22	3/4-16
			200615.3	12	1/2	1/2	26	17	16,7	30	3/4-16
	240	240	200616.3	18-20	3/4	1/2	31	17	21,9	30	1 1/16-12
			200617.3	30-32	1 1/4	1	34	21,5	24,3	46	1 5/8-12
			200618.3	38	1 1/2	1 1/4	40,5	23,5	27,5	50	1 7/8-12

Notes: If you wish to order a fitting in stainless steel, please change the first two digit from 20.... to 21.... .

## FEMALE STUD COUPLING

Thread NPTF

Type: 2007...3



Series JIC	20.... [bar]	21.... [bar]	Ordering Complete	Ø Tube M	Ø Tube W	P	L1	L2	L3	CH1	JIC 37°
UNIVERSAL	350	350	200701.3	6	1/4	1/8	20,5	9,5	14	14	7/16-20
			200702.3	8	5/16	1/8	20,5	9,5	14	14	1/2-20
			200703.3	10	3/8	1/4	21,5	14	14,1	19	9/16-18
			200704.3	12	1/2	3/8	25	14,5	16,7	22	3/4-16
	315	315	200705.3	14-15-16	5/8	1/2	29	19	19,3	30	7/8-14
			200706.3	18-20	3/4	3/4	32,5	19,5	21,9	36	1 1/16-12
	290	290	200707.3	25	1	1	36	23,5	23,1	41	1 5/16-12
	240	240	200708.3	30-32	1 1/4	1 1/4	39,5	24	24,3	50	1 5/8-12
			200709.3	38	1 1/2	1 1/2	42,5	24	27,5	60	1 7/8-12
	350	350	200710.3	6	1/4	1/4	21,5	14	14	19	7/16-20
			200711.3	8	5/16	1/4	21,5	14	14	19	1/2-20
			200712.3	10	3/8	3/8	22,5	14,5	14,1	22	9/16-18
			200713.3	12	1/2	1/4	25,5	14	16,7	22	3/4-16
			200714.3	12	1/2	1/2	26,5	19	16,7	30	3/4-16
			200715.3	18-20	3/4	1/2	32	19	21,9	30	1 1/16-12

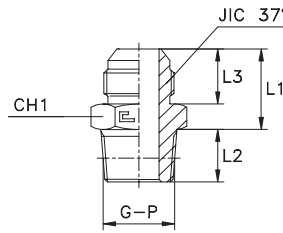
Notes: If you wish to order a fitting in stainless steel, please change the first two digit from 20.... to 21.... .  
Articles available on scheduled orders only.

# DFEMALE STUD COUPLING

Thread BSPT - Thread NPTF

Type: 2008...3

Type: 2009...3



Series JIC	20.... [bar]	21.... [bar]	Ordering Complete	Ø Tube M	Ø Tube W	G	L1	L2	L3	CH1	JIC 37°	
UNIVERSAL	350	350	200801.3	6	1/4	1/8	21	10	14	14	7/16-20	
			200802.3	8	5/16	1/8	21	10	14	14	1/2-20	
			200803.3	10	3/8	1/4	22	14,5	14,1	17	9/16-18	
			200804.3	12	1/2	3/8	24,5	14,5	16,7	22	3/4-16	
			200805.3	14-15-16	5/8	1/2	29	19	19,3	24	7/8-14	
				200806.3	18-20	3/4	3/4	33,5	19	21,9	30	1 1/16-12
	290	290	200807.3	25	1	1	34,5	24	23,1	36	15/16-12	
	240	240	200808.3	30-32	1 1/4	1 1/4	37	25	24,3	46	15/8-12	
			200809.3	38	1 1/2	1 1/2	42	26	27,5	50	1 7/8-12	
	350	350	200810.3	6	1/4	1/4	21	14,5	14	14	7/16-20	
			200811.3	8	5/16	1/4	21	14,5	14	14	1/2-20	
			200812.3	10	3/8	1/8	22	10	14,1	17	9/16-18	
			200813.3	10	3/8	3/8	22	14,5	14,1	17	9/16-18	
			200814.3	10	3/8	1/2	22	19	14,1	22	9/16-18	
			200815.3	12	1/2	1/4	24,5	14,5	16,7	22	3/4-16	
			200816.3	12	1/2	1/2	24,5	19	16,7	22	3/4-16	
			200817.3	12	1/2	3/4	27	19	16,7	27	3/4-16	
			200818.3	14-15-16	5/8	3/8	29	14,5	19,3	24	7/8-14	
			200819.3	14-15-16	5/8	3/4	29,5	19	19,3	27	7/8-14	
			200820.3	18-20	3/4	1/2	33,5	19	21,9	30	1 1/16-12	
	290	290	200821.3	18-20	3/4	1	33,5	24	21,9	36	1 1/16-12	
			200822.3	25	1	3/4	34,5	19	23,1	36	15/16-12	
	240	240	200823.3	30-32	1 1/4	1	37,5	24	24,3	46	15/8-12	
			200824.3	38	1 1/2	1 1/4	42,5	25	27,5	50	1 7/8-12	

Notes: If you wish to order a fitting in stainless steel, please change the first two digit from 20.... to 21....

Series JIC	20.... [bar]	21.... [bar]	Ordering Complete	Ø Tube M	Ø Tube W	P	L1	L2	L3	CH1	JIC 37°	
UNIVERSAL	350	350	200901.3	6	1/4	1/8	21	10	14	14	7/16-20	
			200902.3	8	5/16	1/8	21	10	14	14	1/2-20	
			200903.3	10	3/8	1/4	22	14,5	14,1	17	9/16-18	
			200904.3	12	1/2	3/8	24,5	14,5	16,7	22	3/4-16	
			200905.3	14-15-16	5/8	1/2	29	19	19,3	24	7/8-14	
				200906.3	18-20	3/4	3/4	33,5	19	21,9	30	1 1/16-12
	290	290	200907.3	25	1	1	34,5	24	23,1	36	15/16-12	
	240	240	200908.3	30-32	1 1/4	1 1/4	37	25	24,3	46	15/8-12	
			200909.3	38	1 1/2	1 1/2	42	26	27,5	50	1 7/8-12	
	350	350	200910.3	6	1/4	1/4	21	14,5	14	14	7/16-20	
			200911.3	6	1/4	3/8	22	14,5	14	17	7/16-20	
			200912.3	6	1/4	1/2	22	19	14	22	7/16-20	
			200913.3	8	5/16	1/4	21	14,5	14	14	1/2-20	
			200914.3	10	3/8	1/8	22	10	14,1	17	9/16-18	
			200915.3	10	3/8	3/8	22	14,5	14,1	17	9/16-18	
			200916.3	10	3/8	1/2	22	19	14,1	22	9/16-18	
			200917.3	12	1/2	1/4	24,5	14,5	16,7	22	3/4-16	
			200918.3	12	1/2	1/2	24,5	19	16,7	22	3/4-16	
			200919.3	12	1/2	3/4	27	19	16,7	27	3/4-16	
			200920.3	14-15-16	5/8	3/8	29	14,5	19,3	24	7/8-14	
	200921.3	14-15-16	5/8	3/4	29,5	19	19,3	27	7/8-14			
	200922.3	18-20	3/4	1/2	33,5	19	21,9	30	1 1/16-12			
	290	290	200923.3	18-20	3/4	1	33,5	24	21,9	36	1 1/16-12	
			200924.3	25	1	3/4	34,5	19	23,1	36	15/16-12	
	240	240	200925.3	30-32	1 1/4	1	37	24	24,3	46	15/8-12	
			200926.3	38	1 1/2	1 1/4	42,5	25	27,5	50	1 7/8-12	

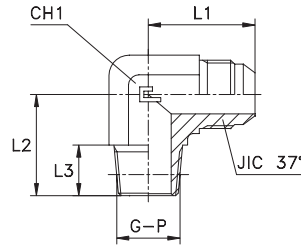
Notes: If you wish to order a fitting in stainless steel, please change the first two digit from 20.... to 21....

# MALE STUD ELBOW

Thread BSP Taper - Thread NPTF

Type: 2010...3

Type: 2011...3



Series JIC	20.... [bar]	21.... [bar]	Ordering Complete	Ø Tube M	Ø Tube W	G	L1	L2	L3	CH1	JIC 37°		
UNIVERSAL	350	350	201001.3	6	1/4	1/8	23	20	10	11	7/16-20		
			201002.3	8	5/16	1/8	24	20	10	14	1/2-20		
			201003.3	10	3/8	1/4	27,5	28	14,5	14	9/16-18		
			201004.3	12	1/2	3/8	32	31	14,5	19	3/4-16		
			201005.3	14-15-16	5/8	1/2	37	37,5	19	22	7/8-14		
				201006.3	18-20	3/4	3/4	42	40	19	27	1 1/16-12	
	290	290	201007.3	25	1	1	46	50	24	33	15/16-12		
	240	240	201008.3	30-32	1 1/4	1 1/4	53	60	25	41	15/8-12		
			201009.3	38	1 1/2	1 1/2	59	67	26	48	1 7/8-12		
	350	350	201010.3	6	1/4	1/4	24	28	14,5	14	7/16-20		
			201011.3	8	5/16	1/4	24	28	14,5	14	1/2-20		
			201012.3	10	3/8	1/8	27,5	20	10	14	9/16-18		
			201013.3	10	3/8	3/8	29,5	31	14,5	19	9/16-18		
			201014.3	10	3/8	1/2	31,5	37,5	19	22	9/16-18		
			201015.3	12	1/2	1/4	32	31	14,5	19	3/4-16		
			201016.3	12	1/2	1/2	34	37,5	19	22	3/4-16		
			201017.3	12	1/2	3/4	36	40	19	27	3/4-16		
			201018.3	14-15-16	5/8	3/8	37	31	14,5	22	7/8-14		
			201019.3	14-15-16	5/8	3/4	39	40	19	27	7/8-14		
			201020.3	18-20	3/4	1/2	42	37,5	19	27	1 1/16-12		
			290	290	201021.3	18-20	3/4	1	45	50	24	33	1 1/16-12
					201022.3	25	1	3/4	46	40	19	33	15/16-12
	240	240	201023.3	30-32	1 1/4	1	53	51	24	41	15/8-12		

Notes: If you wish to order a fitting in stainless steel, please change the first two digit from 20.... to 21....

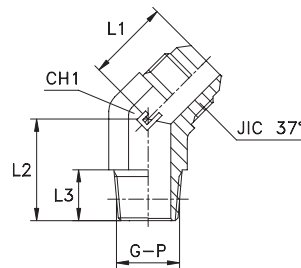
Series JIC	20.... [bar]	21.... [bar]	Ordering Complete	Ø Tube M	Ø Tube W	P	L1	L2	L3	CH1	JIC 37°	
UNIVERSAL	350	350	201101.3	6	1/4	1/8	23	20	10	11	7/16-20	
			201102.3	8	5/16	1/8	24	20	10	14	1/2-20	
			201103.3	10	3/8	1/4	27,5	28	14,5	14	9/16-18	
			201104.3	12	1/2	3/8	32	31	14,5	19	3/4-16	
			201105.3	14-15-16	5/8	1/2	37	37,5	19	22	7/8-14	
				201106.3	18-20	3/4	3/4	42	40	19	27	1 1/16-12
	290	290	201107.3	25	1	1	46	50	24	33	15/16-12	
	240	240	201108.3	30-32	1 1/4	1 1/4	53	60	25	41	15/8-12	
			201109.3	38	1 1/2	1 1/2	59	67	26	48	1 7/8-12	
	350	350	201110.3	6	1/4	1/4	24	28	14,5	14	7/16-20	
			201111.3	6	1/4	3/8	29	31	14,5	19	7/16-20	
			201112.3	6	1/4	1/2	31	37,5	19	22	7/16-20	
			201113.3	8	5/16	1/4	24	28	14,5	14	1/2-20	
			201114.3	10	3/8	1/8	27,5	20	10	14	9/16-18	
			201115.3	10	3/8	3/8	29,5	31	14,5	19	9/16-18	
			201116.3	10	3/8	1/2	31,5	37,5	19	22	9/16-18	
			201117.3	12	1/2	1/4	32	31	14,5	19	3/4-16	
			201118.3	12	1/2	1/2	34	37,5	19	22	3/4-16	
			201119.3	12	1/2	3/4	36	40	19	27	3/4-16	
			201120.3	14-15-16	5/8	3/8	37	31	14,5	22	7/8-14	
			201121.3	14-15-16	5/8	3/4	39	40	19	27	7/8-14	
			201122.3	18-20	3/4	1/2	42	37,5	19	27	1 1/16-12	
	290	290	201123.3	18-20	3/4	1	45	50	24	33	1 1/16-12	
			201124.3	25	1	3/4	46	40	19	33	15/16-12	
	240	240	201125.3	25	1	1 1/4	52	60	25	41	15/16-12	
			201126.3	30-32	1 1/4	1	53	51	24	41	15/8-12	
			201127.3	30-32	1 1/4	1 1/2	55	67	26	48	15/8-12	
			201128.3	38	1 1/2	1 1/4	59	66	25	48	1 7/8-12	

Notes: If you wish to order a fitting in stainless steel, please change the first two digit from 20.... to 21....

## MALE STUD ELBOW 45°

Thread BSP Taper - Thread NPTF

Type: 2012...3  
Type: 2013...3



Series JIC	20.... [bar]	21.... [bar]	Ordering Complete	Ø Tube M	Ø Tube W	G	L1	L2	L3	CH1	JIC 37°
UNIVERSAL	350	350	201201.3	6	1/4	1/8	19,5	16,5	10	11	7/16-20
			201202.3	8	5/16	1/8	20	16,5	10	14	1/2-20
			201203.3	10	3/8	1/4	21,5	22	14,5	14	9/16-18
			201204.3	12	1/2	3/8	25,5	24	14,5	19	3/4-16
			201205.3	14-15-16	5/8	1/2	29	29,5	19	22	7/8-14
	201206.3	18-20	3/4	3/4	33	30,5	19	27	1 1/16-12		
	290	290	201207.3	25	1	1	38	38	24	33	1 5/16-12
	240	240	201208.3	30-32	1 1/4	1 1/4	40	42	25	41	1 5/8-12
			201209.3	38	1 1/2	1 1/2	46	45	26	48	1 7/8-12
	350	350	201210.3	6	1/4	1/4	20	22	14,5	14	7/16-20
			201211.3	8	5/16	1/4	20	22	14,5	14	1/2-20
			201212.3	10	3/8	1/8	21,5	16,5	10	14	9/16-18
			201213.3	10	3/8	3/8	23	24	14,5	19	9/16-18
			201214.3	10	3/8	1/2	23,5	29,5	19	22	9/16-18
			201215.3	12	1/2	1/4	25,5	24	14,5	19	3/4-16
			201216.3	12	1/2	1/2	26	29,5	19	22	3/4-16
			201217.3	12	1/2	3/4	27	30,5	19	27	3/4-16
			201218.3	14-15-16	5/8	3/8	29	25,5	14,5	22	7/8-14
			201219.3	14-15-16	5/8	3/4	30	30,5	19	27	7/8-14
			201220.3	18-20	3/4	1/2	33	30,5	19	27	1 1/16-12
	290	290	201221.3	18-20	3/4	1	37	38	24	33	1 1/16-12
			201222.3	25	1	3/4	38	33	19	33	1 5/16-12
	240	240	201223.3	30-32	1 1/4	1	40	41	24	41	1 5/8-12

Notes: If you wish to order a fitting in stainless steel, please change the first two digit from 20.... to 21....  
Articles available on scheduled orders only.

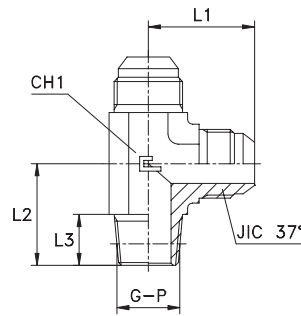
Series JIC	20.... [bar]	21.... [bar]	Ordering Complete	Ø Tube M	Ø Tube W	P	L1	L2	L3	CH1	JIC 37°
UNIVERSAL	350	350	201301.3	6	1/4	1/8	19,5	16,5	10	11	7/16-20
			201302.3	8	5/16	1/8	20	16,5	10	14	1/2-20
			201303.3	10	3/8	1/4	21,5	22	14,5	14	9/16-18
			201304.3	12	1/2	3/8	25,5	24	14,5	19	3/4-16
			201305.3	14-15-16	5/8	1/2	29	29,5	19	22	7/8-14
	201306.3	18-20	3/4	3/4	33	30,5	19	27	1 1/16-12		
	290	290	201307.3	25	1	1	38	38	24	33	1 5/16-12
	240	240	201308.3	30-32	1 1/4	1 1/4	40	42	25	41	1 5/8-12
			201309.3	38	1 1/2	1 1/2	46	45	26	48	1 7/8-12
	350	350	201310.3	6	1/4	1/4	20	22	14,5	14	7/16-20
			201311.3	8	5/16	1/4	20	22	14,5	14	1/2-20
			201312.3	10	3/8	1/8	21,5	16,5	10	14	9/16-18
			201313.3	10	3/8	3/8	23	24	14,5	19	9/16-18
			201314.3	10	3/8	1/2	23,5	29,5	19	22	9/16-18
			201315.3	12	1/2	1/4	25,5	24	14,5	19	3/4-16
			201316.3	12	1/2	1/2	26	29,5	19	22	3/4-16
			201317.3	12	1/2	3/4	27	30,5	19	27	3/4-16
			201318.3	14-15-16	5/8	3/8	29	25,5	14,5	22	7/8-14
			201319.3	14-15-16	5/8	3/4	30	30,5	19	27	7/8-14
			201320.3	18-20	3/4	1/2	33	30,5	19	27	1 1/16-12
	290	290	201321.3	18-20	3/4	1	37	38	24	33	1 1/16-12
			201322.3	25	1	3/4	38	33	19	33	1 5/16-12
	240	240	201323.3	30-32	1 1/4	1	40	41	24	41	1 5/8-12

Notes: If you wish to order a fitting in stainless steel, please change the first two digit from 20.... to 21....  
Articles available on scheduled orders only.



**MALE STUD BARREL TEE**  
Thread BSP Taper - Thread NPTF

Type: 2014...3  
Type: 2015...3



Series JIC	20.... [bar]	21.... [bar]	Ordering Complete	Ø Tube M	Ø Tube W	G	L1	L2	L3	CH1	JIC 37°
UNIVERSAL	350	350	201401.3	6	1/4	1/8	23	20	10	11	7/16-20
			201402.3	8	5/16	1/8	24	20	10	14	1/2-20
			201403.3	10	3/8	1/4	27,5	28	14,5	14	9/16-18
			201404.3	12	1/2	3/8	32	31	14,5	19	3/4-16
			201405.3	14-15-16	5/8	1/2	37	37,5	19	22	7/8-14
	201406.3	18-20	3/4	3/4	42	40	19	27	1 1/16-12		
	290	290	201407.3	25	1	1	46	50	24	33	1 5/16-12
	240	240	201408.3	30-32	1 1/4	1 1/4	53	60	25	41	1 5/8-12
			201409.3	38	1 1/2	1 1/2	59	67	26	48	1 7/8-12
	350	350	201410.3	6	1/4	1/4	24	28	14,5	14	7/16-20
			201411.3	8	5/16	1/4	24	28	14,5	14	1/2-20
			201412.3	10	3/8	3/8	29,5	31	14,5	19	9/16-18
			201413.3	12	1/2	1/2	34	37,5	19	22	3/4-16
			201414.3	14-15-16	5/8	3/8	37	31	14,5	22	7/8-14
			201415.3	14-15-16	5/8	3/4	39	40	19	27	7/8-14
	201416.3	18-20	3/4	1/2	42	37,5	19	27	1 1/16-12		
	290	290	201417.3	25	1	3/4	46	40	19	33	1 5/16-12
	240	240	201418.3	30-32	1 1/4	1	53	51	24	41	1 5/8-12

Notes: If you wish to order a fitting in stainless steel, please change the first two digit from 20.... to 21.... .  
Articles available on scheduled orders only.

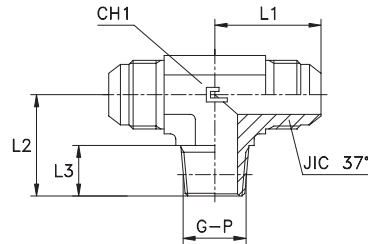
Series JIC	20.... [bar]	21.... [bar]	Ordering Complete	Ø Tube M	Ø Tube W	P	L1	L2	L3	CH1	JIC 37°
UNIVERSAL	350	350	201501.3	6	1/4	1/8	23	20	10	11	7/16-20
			201502.3	8	5/16	1/8	24	20	10	14	1/2-20
			201503.3	10	3/8	1/4	27,5	28	14,5	14	9/16-18
			201504.3	12	1/2	3/8	32	31	14,5	19	3/4-16
			201505.3	14-15-16	5/8	1/2	37	37,5	19	22	7/8-14
	201506.3	18-20	3/4	3/4	42	40	19	27	1 1/16-12		
	290	290	201507.3	25	1	1	46	50	24	33	1 5/16-12
	240	240	201508.3	30-32	1 1/4	1 1/4	53	60	25	41	1 5/8-12
			201509.3	38	1 1/2	1 1/2	59	67	26	48	1 7/8-12
	350	350	201510.3	6	1/4	1/4	24	28	14,5	14	7/16-20
			201511.3	8	5/16	1/4	24	28	14,5	14	1/2-20
			201512.3	10	3/8	3/8	29,5	31	14,5	19	9/16-18
			201513.3	12	1/2	1/2	34	37,5	19	22	3/4-16
			201514.3	14-15-16	5/8	3/8	37	31	14,5	22	7/8-14
			201515.3	14-15-16	5/8	3/4	39	40	19	27	7/8-14
	201516.3	18-20	3/4	1/2	42	37,5	19	27	1 1/16-12		
	290	290	201517.3	25	1	3/4	46	40	19	33	1 5/16-12
	240	240	201518.3	30-32	1 1/4	1	53	51	24	41	1 5/8-12

Notes: If you wish to order a fitting in stainless steel, please change the first two digit from 20.... to 21.... .  
Articles available on scheduled orders only.

## MALE STUD BRANCH TEE

Thread BSP Taper - Thread NPTF

Type: 2016...3  
Type: 2017...3



Series JIC	20.... [bar]	21.... [bar]	Ordering Complete	Ø Tube M	Ø Tube W	G	L1	L2	L3	CH1	JIC 37°
UNIVERSAL	350	350	201601.3	6	1/4	1/8	23	20	10	11	7/16-20
			201602.3	8	5/16	1/8	24	20	10	14	1/2-20
			201603.3	10	3/8	1/4	27,5	28	14,5	14	9/16-18
			201604.3	12	1/2	3/8	32	31	14,5	19	3/4-16
			201605.3	14-15-16	5/8	1/2	37	37,5	19	22	7/8-14
	201606.3	18-20	3/4	3/4	42	40	19	27	1 1/16-12		
	290	290	201607.3	25	1	1	46	50	24	33	1 5/16-12
	240	240	201608.3	30-32	1 1/4	1 1/4	53	60	25	41	1 5/8-12
			201609.3	38	1 1/2	1 1/2	59	67	26	48	1 7/8-12
	350	350	201610.3	6	1/4	1/4	24	28	14,5	14	7/16-20
			201611.3	8	5/16	1/4	24	28	14,5	14	1/2-20
			201612.3	10	3/8	3/8	29,5	31	14,5	19	9/16-18
			201613.3	12	1/2	1/2	34	37,5	19	22	3/4-16
			201614.3	14-15-16	5/8	3/8	37	31	14,5	22	7/8-14
			201615.3	14-15-16	5/8	3/4	39	40	19	27	7/8-14
	201616.3	18-20	3/4	1/2	42	37,5	19	27	1 1/16-12		
	290	290	201617.3	25	1	3/4	46	40	19	33	1 5/16-12
	240	240	201618.3	30-32	1 1/4	1	53	59	24	41	1 5/8-12

**Notes:** If you wish to order a fitting in stainless steel, please change the first two digit from 20.... to 21.... .  
Articles available on scheduled orders only.

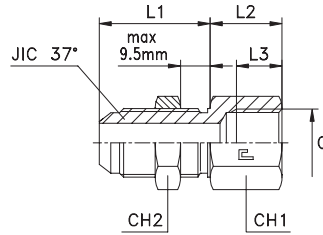
Series JIC	20.... [bar]	21.... [bar]	Ordering Complete	Ø Tube M	Ø Tube W	P	L1	L2	L3	CH1	JIC 37°
UNIVERSAL	350	350	201701.3	6	1/4	1/8	23	20	10	11	7/16-20
			201702.3	8	5/16	1/8	24	20	10	14	1/2-20
			201703.3	10	3/8	1/4	27,5	28	14,5	14	9/16-18
			201704.3	12	1/2	3/8	32	31	14,5	19	3/4-16
			201705.3	14-15-16	5/8	1/2	37	37,5	19	22	7/8-14
	201706.3	18-20	3/4	3/4	42	40	19	27	1 1/16-12		
	290	290	201707.3	25	1	1	46	50	24	33	1 5/16-12
	240	240	201708.3	30-32	1 1/4	1 1/4	53	60	25	41	1 5/8-12
			201709.3	38	1 1/2	1 1/2	59	67	26	48	1 7/8-12
	350	350	201710.3	6	1/4	1/4	24	28	14,5	14	7/16-20
			201711.3	8	5/16	1/4	24	28	14,5	14	1/2-20
			201712.3	10	3/8	3/8	29,5	31	14,5	19	9/16-18
			201713.3	12	1/2	1/2	34	37,5	19	22	3/4-16
			201714.3	14-15-16	5/8	3/8	37	31	14,5	22	7/8-14
			201715.3	14-15-16	5/8	3/4	39	40	19	27	7/8-12
	201716.3	18-20	3/4	1/2	42	37,5	19	27	1 1/16-12		
	290	290	201717.3	25	1	3/4	46	40	19	33	1 5/16-12
	240	240	201718.3	30-32	1 1/4	1	53	51	24	41	1 5/8-12

**Notes:** If you wish to order a fitting in stainless steel, please change the first two digit from 20.... to 21.... .  
Articles available on scheduled orders only.

## FEMALE BULKHEAD CONNECTION

Thread BSP Parallel

Type: 2018...3



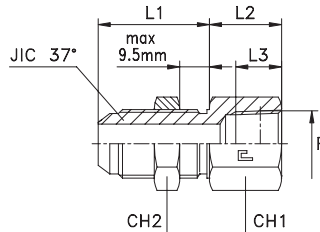
Series JIC	20.... [bar]	21.... [bar]	Ordering Complete	Ø Tube M	Ø Tube W	G	L1	L2	L3	CH1	CH2	JIC 37°
UNIVERSAL	350	350	201801.3	6	1/4	1/8	31,5	16	10	17	17	7/16-20
			201802.3	8	5/16	1/8	31,5	16	10	19	19	1/2-20
			201803.3	10	3/8	1/4	33,5	21	14	22	22	9/16-18
			201804.3	12	1/2	3/8	37,6	22,4	14	24	24	3/4-16
			201805.3	14-15-16	5/8	1/2	41,1	26,4	17	30	30	7/8-14
	315	315	201806.3	18-20	3/4	3/4	45,4	29,1	19	36	36	1 1/16-12
	290	290	201807.3	25	1	1	45,4	31,1	21,5	41	41	15/16-12
	240	240	201808.3	30-32	1 1/4	1 1/4	46,7	36,3	23,5	50	50	15/8-12
			201809.3	38	1 1/2	1 1/2	47	38	25,5	60	55	17/8-12
	350	350	201810.3	6	1/4	1/4	31,5	21	14	19	17	7/16-20
			201811.3	8	5/16	1/4	31,5	21	14	19	19	1/2-20
			201812.3	10	3/8	1/8	33,5	16	10	17	22	9/16-18
			201813.3	10	3/8	3/8	33,5	22,5	14	24	22	9/16-18
			201814.3	12	1/2	1/4	37,6	21,4	14	22	24	3/4-16
			201815.3	12	1/2	1/2	37,6	26,4	17	30	24	3/4-16
				201816.3	18-20	3/4	1/2	45,4	26,6	17	30	36

Notes: If you wish to order a fitting in stainless steel, please change the first two digit from 20.... to 21.... .  
Articles available on scheduled orders only.

## FEMALE BULKHEAD CONNECTION

Thread NPTF

Type: 2019...3

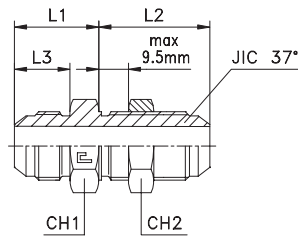


Series JIC	20.... [bar]	21.... [bar]	Ordering Complete	Ø Tube M	Ø Tube W	P	L1	L2	L3	CH1	CH2	JIC 37°
UNIVERSAL	350	350	201901.3	6	1/4	1/8	31,5	16	9,5	17	17	7/16-20
			201902.3	8	5/16	1/8	31,5	16	9,5	19	19	1/2-20
			201903.3	10	3/8	1/4	33,5	21,5	14	22	22	9/16-18
			201904.3	12	1/2	3/8	37,6	22,9	14,5	24	24	3/4-16
			201905.3	14-15-16	5/8	1/2	41,1	28,9	19	30	30	7/8-14
	315	315	201906.3	18-20	3/4	3/4	45,4	30,1	19,5	36	36	1 1/16-12
	290	290	201907.3	25	1	1	45,4	36,6	23,5	41	41	15/16-12
	240	240	201908.3	30-32	1 1/4	1 1/4	46,7	39,3	24	50	50	15/8-12
			201909.3	38	1 1/2	1 1/2	47	39	24	60	55	17/8-12
	350	350	201910.3	6	1/4	1/4	31,5	21	14	19	17	7/16-20
			201911.3	8	5/16	1/4	31,5	21	14	19	19	1/2-20
			201912.3	10	3/8	1/8	33,5	16	9,5	17	22	9/16-18
			201913.3	10	3/8	3/8	33,5	22,5	14,5	24	22	9/16-18
			201914.3	12	1/2	1/4	37,6	21,4	14	22	24	3/4-16
			201915.3	12	1/2	1/2	37,6	26,4	19	30	24	3/4-16
				201916.3	18-20	3/4	1/2	45,4	26,6	19	30	36

Notes: If you wish to order a fitting in stainless steel, please change the first two digit from 20.... to 21.... .  
Articles available on scheduled orders only.

## BULKHEAD CONNECTION

Type: 2020...3

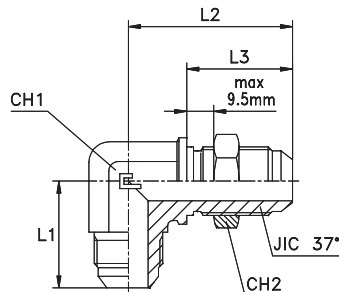


Series JIC	20.... [bar]	21.... [bar]	Ordering Complete	Ø Tube M	Ø Tube W	L1	L2	L3	CH1	CH2	JIC 37°
UNIVERSAL	450	450	202001.3	6	1/4	21	31,5	14	17	17	7/16-20
			202002.3	8	5/16	21	31,5	14	19	19	1/2-20
	350	350	202003.3	10	3/8	22	33,5	14,1	22	22	9/16-18
			202004.3	12	1/2	24,4	37,6	16,7	24	24	3/4-16
			202005.3	14-15-16	5/8	28,4	41,1	19,3	30	30	7/8-14
			202006.3	18-20	3/4	33,1	45,4	21,9	36	36	1 1/16-12
	290	290	202007.3	25	1	34,6	45,4	23,1	41	41	15/16-12
	240	240	202008.3	30-32	1 1/4	37,3	46,7	24,3	50	50	15/8-12
			202009.3	38	1 1/2	42,5	47	27,5	55	55	1 7/8-12

Notes: If you wish to order a fitting in stainless steel, please change the first two digit from 20.... to 21.... .

## BULKHEAD ELBOW

Type: 2021...3

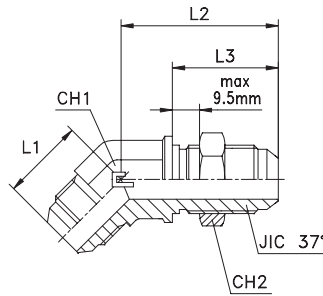


Series JIC	20.... [bar]	21.... [bar]	Ordering Complete	Ø Tube M	Ø Tube W	L1	L2	L3	CH1	CH2	JIC 37°
UNIVERSAL	450	450	202101.3	6	1/4	24,5	40,5	28,3	11	17	7/16-20
			202102.3	8	5/16	27	43,5	28,3	14	19	1/2-20
	350	350	202103.3	10	3/8	27,5	46	30,1	14	22	9/16-18
			202104.3	12	1/2	34,5	53,5	35	19	24	3/4-16
			202105.3	14-15-16	5/8	39,5	60,5	38,5	22	30	7/8-14
			202106.3	18-20	3/4	45	68	42,8	27	36	1 1/16-12
	290	290	202107.3	25	1	49,5	71	42,8	33	41	15/16-12
	240	240	202108.3	30-32	1 1/4	55	79	44,1	41	50	15/8-12
			202109.3	38	1 1/2	59,5	87	44,3	48	55	1 7/8-12

Notes: If you wish to order a fitting in stainless steel, please change the first two digit from 20.... to 21.... .  
Articles available on scheduled orders only.

## 45° BULKHEAD ELBOW

Type: 2022...3

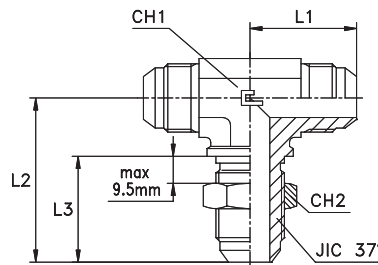


Series JIC	20.... [bar]	21.... [bar]	Ordering Complete	Ø Tube M	Ø Tube W	L1	L2	L3	CH1	CH2	JIC 37°
UNIVERSAL	450	450	202201.3	6	1/4	19,5	39	28,3	11	17	7/16-20
			202202.3	8	5/16	20	41	28,3	14	19	1/2-20
	350	350	202203.3	10	3/8	21,5	43	30,1	14	22	9/16-18
			202204.3	12	1/2	25,5	49,5	35	19	24	3/4-16
			202205.3	14-15-16	5/8	29	55	38,5	22	30	7/8-14
			202206.3	18-20	3/4	33	62	42,8	27	36	1 1/16-12
	290	290	202207.3	25	1	38	65	42,8	33	41	1 5/16-12
	240	240	202208.3	30-32	1 1/4	40	67	44,1	41	50	1 5/8-12
			202209.3	38	1 1/2	46	68	44,3	48	55	1 7/8-12

Notes: If you wish to order a fitting in stainless steel, please change the first two digit from 20.... to 21.... .  
Articles available on request only.

## BULKHEAD BRANCH TEE

Type: 2023...3

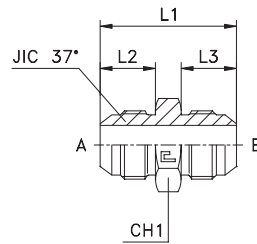


Series JIC	20.... [bar]	21.... [bar]	Ordering Complete	Ø Tube M	Ø Tube W	L1	L2	L3	CH1	CH2	JIC 37°
UNIVERSAL	450	450	202301.3	6	1/4	24,5	40,5	28,3	11	17	7/16-20
			202302.3	8	5/16	27	43,5	28,3	14	19	1/2-20
	350	350	202303.3	10	3/8	27,5	46	30,1	14	22	9/16-18
			202304.3	12	1/2	34,5	53,5	35	19	24	3/4-16
			202305.3	14-15-16	5/8	39,5	60,5	38,5	22	30	7/8-14
			202306.3	18-20	3/4	45	68	42,8	27	36	1 1/16-12
	290	290	202307.3	25	1	49,5	71	42,8	33	41	1 5/16-12
	240	240	202308.3	30-32	1 1/4	55	79	44,1	41	50	1 5/8-12
			202309.3	38	1 1/2	59,5	87	44,3	48	55	1 7/8-12

Notes: If you wish to order a fitting in stainless steel, please change the first two digit from 20.... to 21.... .  
Articles available on request only.

## STRAIGHT COUPLING

Type: 2024...3

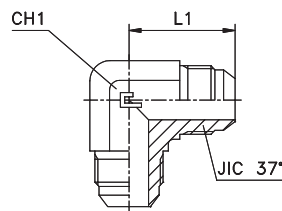


Series JIC	20.... [bar]	21.... [bar]	Ordering Complete	Ø Tube A <sup>M</sup>	Ø Tube B <sup>M</sup>	Ø Tube A <sup>W</sup>	Ø Tube B <sup>W</sup>	L1	L2	L3	CH1	JIC 37° A	JIC 37° B
UNIVERSAL	450	450	202401.3	6	6	1/4	1/4	35	14	14	12	7/16-20	7/16-20
			202402.3	8	8	5/16	5/16	35	14	14	14	1/2-20	1/2-20
	350	350	202403.3	10	10	3/8	3/8	36	14,1	14,1	17	9/16-18	9/16-18
			202404.3	12	12	1/2	1/2	41	16,7	16,7	22	3/4-16	3/4-16
			202405.3	14-15-16	14-15-16	5/8	5/8	48	19,3	19,3	24	7/8-14	7/8-14
			202406.3	18-20	18-20	3/4	3/4	55	21,9	21,9	30	1 1/16-12	1 1/16-12
	290	290	202407.3	25	25	1	1	57	23,1	23,1	36	1 5/16-12	1 5/16-12
	240	240	202408.3	30-32	30-32	1 1/4	1 1/4	61,5	24,3	24,3	46	1 5/8-12	1 5/8-12
			202409.3	38	38	1 1/2	1 1/2	70	27,5	27,5	50	1 7/8-12	1 7/8-12
	350	350	202410.3	10	6	3/8	1/4	36	14,1	14	17	9/16-18	7/16-20
			202411.3	12	10	1/2	3/8	38,5	16,7	14,1	22	3/4-16	9/16-18
			202412.3	14-15-16	12	5/8	1/2	45,5	19,3	16,7	24	7/8-14	3/4-16
			202413.3	18-20	12	3/4	1/2	50	21,9	16,7	30	1 1/16-12	3/4-16
	290	290	202414.3	18-20	14-15-16	3/4	5/8	52,5	21,9	19,3	30	1 1/16-12	7/8-14
			202415.3	25	18-20	1	3/4	56	23,1	21,9	36	1 5/16-12	1 1/16-12

Notes: If you wish to order a fitting in stainless steel, please change the first two digit from 20.... to 21.... .

## EQUAL ELBOW

Type: 2025...3

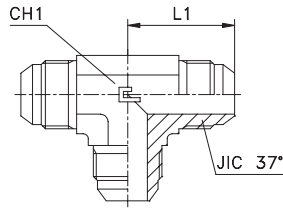


Series JIC	20.... [bar]	21.... [bar]	Ordering Complete	Ø Tube M	Ø Tube W	L1	CH1	JIC 37°
UNIVERSAL	450	450	202501.3	6	1/4	23	11	7/16-20
			202502.3	8	5/16	24	14	1/2-20
	350	350	202503.3	10	3/8	27,5	14	9/16-18
			202504.3	12	1/2	32	19	3/4-16
			202505.3	14-15-16	5/8	37	22	7/8-14
			202506.3	18-20	3/4	42	27	1 1/16-12
	290	290	202507.3	25	1	46	33	1 5/16-12
	240	240	202508.3	30-32	1 1/4	53	41	1 5/8-12
			202509.3	38	1 1/2	59	48	1 7/8-12

Notes: If you wish to order a fitting in stainless steel, please change the first two digit from 20.... to 21.... .

## EQUAL TEE

Type: 2026...3

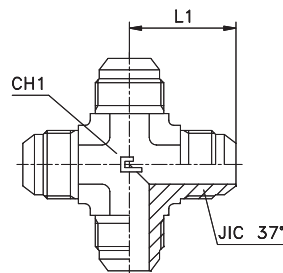


Series JIC	20.... [bar]	21.... [bar]	Ordering Complete	Ø Tube M	Ø Tube W	L1	CH1	JIC 37°
UNIVERSAL	450	450	202601.3	6	1/4	23	11	7/16-20
			202602.3	8	5/16	24	14	1/2-20
	350	350	202603.3	10	3/8	27,5	14	9/16-18
			202604.3	12	1/2	32	19	3/4-16
			202605.3	14-15-16	5/8	37	22	7/8-14
			202606.3	18-20	3/4	42	27	1 1/16-12
	290	290	202607.3	25	1	46	33	1 5/16-12
	240	240	202608.3	30-32	1 1/4	53	41	1 5/8-12
			202609.3	38	1 1/2	59	48	1 7/8-12

Notes: If you wish to order a fitting in stainless steel, please change the first two digit from 20.... to 21.... .

## EQUAL CROSS

Type: 2027...3



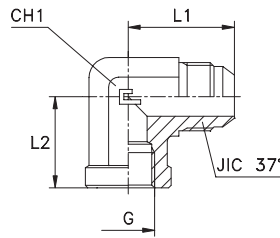
Series JIC	20.... [bar]	21.... [bar]	Ordering Complete	Ø Tube M	Ø Tube W	L1	CH1	JIC 37°
UNIVERSAL	450	450	202701.3	6	1/4	23	11	7/16-20
			202702.3	8	5/16	24	14	1/2-20
	350	350	202703.3	10	3/8	27,5	14	9/16-18
			202704.3	12	1/2	32	19	3/4-16
			202705.3	14-15-16	5/8	37	22	7/8-14
			202706.3	18-20	3/4	42	27	1 1/16-12
	290	290	202707.3	25	1	46	33	1 5/16-12
	240	240	202708.3	30-32	1 1/4	53	41	1 5/8-12
			202709.3	38	1 1/2	59	48	1 7/8-12

Notes: If you wish to order a fitting in stainless steel, please change the first two digit from 20.... to 21.... .  
Articles available on scheduled orders only.

## FEMALE STUD ELBOW

Thread BSP Parallel

Type: 2028...3



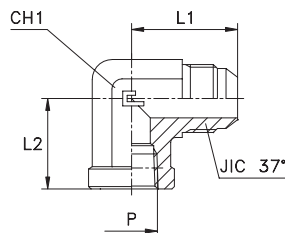
Series JIC	20.... [bar]	21.... [bar]	Ordering Complete	Ø Tube M	Ø Tube W	G	L1	L2	CH1	JIC 37°
UNIVERSAL	350	350	202801.3	6	1/4	1/8	27,5	17	14	7/16-20
			202802.3	8	5/16	1/8	27,5	17	14	1/2-20
			202803.3	10	3/8	1/4	31	22,5	19	9/16-18
			202804.3	12	1/2	3/8	36	26	22	3/4-16
			202805.3	14-15-16	5/8	1/2	42	31	27	7/8-14
	315	315	202806.3	18-20	3/4	3/4	48	34,5	33	1 1/16-12
	290	290	202807.3	25	1	1	55	41	41	1 5/16-12
	240	240	202808.3	30-32	1 1/4	1 1/4	59	43	48	1 5/8-12
			202809.3	38	1 1/2	1 1/2	73	53	65	1 7/8-12
	350	350	202810.3	6	1/4	1/4	29	22,5	19	7/16-20
			202811.3	8	5/16	1/4	29	22,5	19	1/2-20
			202812.3	10	3/8	1/8	27,5	17	14	9/16-18
			202813.3	10	3/8	3/8	31,5	26	22	9/16-18
			202814.3	12	1/2	1/4	32	22,5	19	3/4-16
			202815.3	12	1/2	1/2	36	31	27	3/4-16
	240	240	202816.3	18-20	3/4	1/2	42	31	27	1 1/16-12
			202817.3	30-32	1 1/4	1	55	41	41	1 5/8-12
			202818.3	38	1 1/2	1 1/4	59	43	48	1 7/8-12

Notes: If you wish to order a fitting in stainless steel, please change the first two digit from 20.... to 21.... .  
Articles available on request only.

## FEMALE STUD ELBOW

Thread NPTF

Type: 2029...3



Series JIC	20.... [bar]	21.... [bar]	Ordering Complete	Ø Tube M	Ø Tube W	P	L1	L2	CH1	JIC 37°
UNIVERSAL	350	350	202901.3	6	1/4	1/8	27,5	17	14	7/16-20
			202902.3	8	5/16	1/8	27,5	17	14	1/2-20
			202903.3	10	3/8	1/4	31	22,5	19	9/16-18
			202904.3	12	1/2	3/8	36	26	22	3/4-16
			202905.3	14-15-16	5/8	1/2	42	31	27	7/8-14
	315	315	202906.3	18-20	3/4	3/4	48	34,5	33	1 1/16-12
	290	290	202907.3	25	1	1	55	41	41	1 5/16-12
	240	240	202908.3	30-32	1 1/4	1 1/4	59	43	48	1 5/8-12
			202909.3	38	1 1/2	1 1/2	73	53	65	1 7/8-12
	350	350	202910.3	6	1/4	1/4	29	22,5	19	7/16-20
			202911.3	8	5/16	1/4	29	22,5	19	1/2-20
			202912.3	10	3/8	1/8	27,5	17	14	9/16-18
			202913.3	10	3/8	3/8	31,5	26	22	9/16-18
			202914.3	12	1/2	1/4	32	22,5	19	3/4-16
			202915.3	12	1/2	1/2	36	31	27	3/4-16
	240	240	202916.3	18-20	3/4	1/2	42	31	27	1 1/16-12

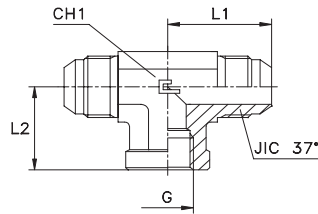
Notes: If you wish to order a fitting in stainless steel, please change the first two digit from 20.... to 21.... .  
Articles available on request only.



## FEMALE STUD BRANCH TEE

Thread BSP Parallel

Type: 2032...3



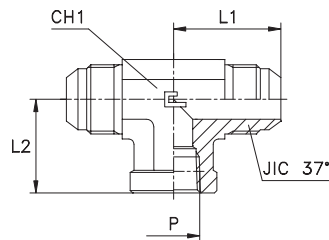
Series JIC	20.... [bar]	21.... [bar]	Ordering Complete	Ø Tube M	Ø Tube W	G	L1	L2	CH1	JIC 37°
UNIVERSAL	350	350	203201.3	6	1/4	1/8	27,5	17	14	7/16-20
			203202.3	8	5/16	1/8	27,5	17	14	1/2-20
			203203.3	10	3/8	1/4	31	22,5	19	9/16-18
			203204.3	12	1/2	3/8	36	26	22	3/4-16
			203205.3	14-15-16	5/8	1/2	42	31	27	7/8-14
	315	315	203206.3	18-20	3/4	3/4	48	34,5	33	1 1/16-12
	290	290	203207.3	25	1	1	55	41	41	1 5/16-12
	240	240	203208.3	30-32	1 1/4	1 1/4	59	43	48	1 5/8-12
			203209.3	38	1 1/2	1 1/2	73	53	65	1 7/8-12
	350	350	203210.3	6	1/4	1/4	29	22,5	19	7/16-20
			203211.3	8	5/16	1/4	29	22,5	19	1/2-20
			203212.3	10	3/8	1/8	27,5	17	14	9/16-18
			203213.3	10	3/8	3/8	31,5	26	22	9/16-18
			203214.3	12	1/2	1/4	32	22,5	19	3/4-16
			203215.3	12	1/2	1/2	36	31	27	3/4-16
			203216.3	18-20	3/4	1/2	42	31	27	1 1/16-12
	240	240	203217.3	30-32	1 1/4	1	55	41	41	1 5/8-12
			203218.3	38	1 1/2	1 1/4	59	43	48	1 7/8-12

Notes: If you wish to order a fitting in stainless steel, please change the first two digit from 20.... to 21.... .  
Articles available on request only.

## FEMALE STUD BRANCH TEEA

Thread NPTF

Type: 2033...3

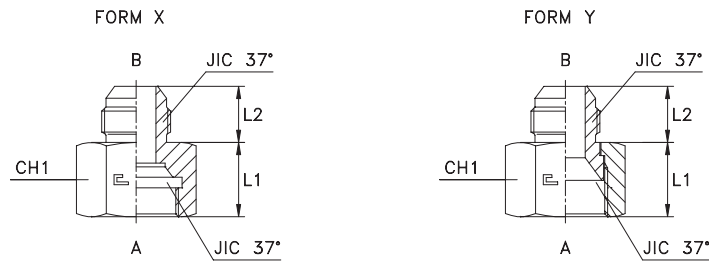


Series JIC	20.... [bar]	21.... [bar]	Ordering Complete	Ø Tube M	Ø Tube W	P	L1	L2	CH1	JIC 37°
UNIVERSAL	350	350	203301.3	6	1/4	1/8	27,5	17	14	7/16-20
			203302.3	8	5/16	1/8	27,5	17	14	1/2-20
			203303.3	10	3/8	1/4	31	22,5	19	9/16-18
			203304.3	12	1/2	3/8	36	26	22	3/4-16
			203305.3	14-15-16	5/8	1/2	42	31	27	7/8-14
	315	315	203306.3	18-20	3/4	3/4	48	34,5	33	1 1/16-12
	290	290	203307.3	25	1	1	55	41	41	1 5/16-12
	240	240	203308.3	30-32	1 1/4	1 1/4	59	43	48	1 5/8-12
			203309.3	38	1 1/2	1 1/2	73	53	65	1 7/8-12
	350	350	203310.3	6	1/4	1/4	29	22,5	19	7/16-20
			203311.3	8	5/16	1/4	29	22,5	19	1/2-20
			203312.3	10	3/8	1/8	27,5	17	14	9/16-18
			203313.3	10	3/8	3/8	31,5	26	22	9/16-18
			203314.3	12	1/2	1/4	32	22,5	19	3/4-16
			203315.3	12	1/2	1/2	36	31	27	3/4-16
			203316.3	18-20	3/4	1/2	42	31	27	1 1/16-12

Notes: If you wish to order a fitting in stainless steel, please change the first two digit from 20.... to 21.... .  
Articles available on request only.

# STRAIGHT INTERMEDIATE REDUCTION

Type: 2034...3



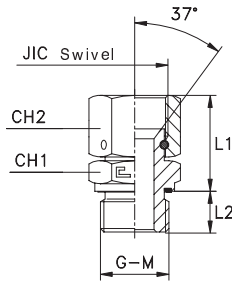
Series JIC	20.... [bar]	21.... [bar]	Ordering Complete	Ø Tube AM	Ø Tube AM	Ø Tube AW	Ø Tube BW	Form	L1	L2	CH1	JIC 37° A	JIC 37° B
UNIVERSAL	450	450	203401.3	8	6	5/16	1/4	X	17,5	14	17	1/2-20	7/16-20
	350	350	203402.3	10	6	3/8	1/4	Y	19	14	19	9/16-18	7/16-20
			203403.3	12	6	1/2	1/4	Y	21,9	14	22	3/4-16	7/16-20
			203404.3	14-15-16	6	5/8	1/4	Y	25,2	14	27	7/8-14	7/16-20
			203405.3	18-20	6	3/4	1/4	Y	26,4	14	32	1 1/16-12	7/16-20
	290	290	203406.3	25	6	1	1/4	Y	29,3	14	41	1 5/16-12	7/16-20
	240	240	203407.3	30-32	6	1 1/4	1/4	Y	31,8	14	50	1 5/8-12	7/16-20
			203408.3	38	6	1 1/2	1/4	Y	36,4	14	60	1 7/8-12	7/16-20
	350	350	203409.3	10	8	3/8	5/16	X	17,5	14	19	9/16-18	1/2-20
			203410.3	12	8	1/2	5/16	Y	21,9	14	22	3/4-16	1/2-20
			203411.3	14-15-16	8	5/8	5/16	Y	25,2	14	27	7/8-14	1/2-20
			203412.3	18-20	8	3/4	5/16	Y	26,4	14	32	1 1/16-12	1/2-20
	290	290	203413.3	25	8	1	5/16	Y	29,3	14	41	1 5/16-12	1/2-20
	240	240	203414.3	30-32	8	1 1/4	5/16	Y	31,8	14	50	1 5/8-12	1/2-20
			203415.3	38	8	1 1/2	5/16	Y	36,4	14	60	1 7/8-12	1/2-20
	350	350	203416.3	12	10	1/2	3/8	Y	21,8	14,1	22	3/4-16	9/16-18
			203417.3	14-15-16	10	5/8	3/8	Y	25,1	14,1	27	7/8-14	9/16-18
			203418.3	18-20	10	3/4	3/8	Y	26,3	14,1	32	1 1/16-12	9/16-18
	290	290	203419.3	25	10	1	3/8	Y	29,2	14,1	41	1 5/16-12	9/16-18
	240	240	203420.3	30-32	10	1 1/4	3/8	Y	31,7	14,1	50	1 5/8-12	9/16-18
			203421.3	38	10	1 1/2	3/8	Y	36,3	14,1	60	1 7/8-12	9/16-18
	350	350	203422.3	14-15-16	12	5/8	1/2	X	24,3	16,7	27	7/8-14	3/4-16
			203423.3	18-20	12	3/4	1/2	Y	26,2	16,7	32	1 1/16-12	3/4-16
	290	290	203424.3	25	12	1	1/2	Y	28,6	16,7	41	1 5/16-12	3/4-16
	240	240	203425.3	30-32	12	1 1/4	1/2	Y	31,6	16,7	50	1 5/8-12	3/4-16
			203426.3	38	12	1 1/2	1/2	Y	36,2	16,7	60	1 7/8-12	3/4-16
	350	350	203427.3	18-20	14-15-16	3/4	5/8	X	27,2	19,3	32	1 1/16-12	7/8-14
	290	290	203428.3	25	14-15-16	1	5/8	Y	24,5	19,3	41	1 5/16-12	7/8-14
	240	240	203429.3	30-32	14-15-16	1 1/4	5/8	Y	31,5	19,3	50	1 5/8-12	7/8-14
			203430.3	38	14-15-16	1 1/2	5/8	Y	36,1	19,3	60	1 7/8-12	7/8-14
	290	290	203431.3	25	18-20	1	3/4	Y	28,9	21,9	41	1 5/16-12	1 1/16-12
	240	240	203432.3	30-32	18-20	1 1/4	3/4	Y	31,4	21,9	50	1 5/8-12	1 1/16-12
			203433.3	38	18-20	1 1/2	3/4	Y	36,5	21,9	60	1 7/8-12	1 1/16-12
			203434.3	30-32	25	1 1/4	1	Y	31,7	23,1	50	1 5/8-12	1 5/16-12
203435.3			38	25	1 1/2	1	Y	36,3	23,1	60	1 7/8-12	1 5/16-12	
203436.3			38	30-32	1 1/2	1 1/4	Y	36,2	24,3	60	1 7/8-12	1 5/8-12	

Notes: If you wish to order a fitting in stainless steel, please change the first two digit from 20.... to 21.... .  
If you wish to order AISI 304 stainless steel fittings, please change the first two digits from 20.... to 44.... .

# MALE STUD COUPLING WITH SWIVEL NUT AND ELASTOMER SEAL

Thread BSP Parallel - Thread Metric Parallel

Type: 2035..  
Type: 2036..



Series JIC	20.... [bar]	21.... [bar]	Ordering Complete	JIC 37°	G	L1	L2	CH1	CH2		
UNIVERSAL	350	350	203501	7/16-20	1/8	26	8	14	14		
			203502	1/2-20	1/8	27,5	8	14	17		
			203503	9/16-18	1/4	27,8	12	19	19		
			203504	3/4-16	3/8	32,1	12	22	22		
			203505	7/8-14	1/2	37,6	14	27	27		
			203506	1 1/16-12	3/4	39,2	16	32	32		
	290	290	203507	1 5/16-12	1	44,4	18	41	41		
	240	240	203508	1 5/8-12	1 1/4	47,3	20	50	50		
			203509	1 7/8-12	1 1/2	54,8	22	55	60		
	350	350	203510	7/16-20	1/4	25,5	12	19	14		
			203511	7/16-20	3/8	27,5	12	22	14		
			203512	1/2-20	1/4	27	12	19	17		
			203513	1/2-20	3/8	29	12	22	17		
			203514	9/16-18	3/8	29,8	12	22	19		
			203515	9/16-18	1/2	31,3	14	27	19		
			203516	3/4-16	1/4	30,1	12	19	22		
			203517	3/4-16	1/2	33,6	14	27	22		
			203518	7/8-14	3/8	36,1	12	22	27		
			203519	7/8-14	3/4	39,1	16	32	27		
			203520	1 1/16-12	1/2	37,7	14	27	32		
			290	290	203521	1 1/16-12	1	40,7	18	41	32
					203522	1 5/16-12	3/4	42,9	16	32	41
			240	240	203523	1 5/16-12	1 1/4	46,9	20	50	41
	203524	1 5/8-12			1	44,8	18	41	50		
	203525	1 7/8-12			1 1/4	54,3	20	50	60		

Notes: If you wish to order a fitting in stainless steel, please change the first two digit from 20.... to 21.... .  
Articles available on scheduled orders only.

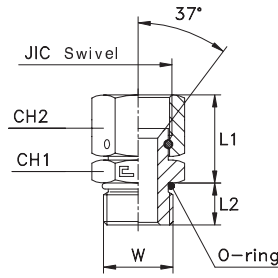
Series JIC	20.... [bar]	21.... [bar]	Ordering Complete	JIC 37°	M	L1	L2	CH1	CH2
UNIVERSAL	350	350	203601	7/16-20	10x1	24,5	8	14	14
			203602	1/2-20	12x1,5	26	8	17	17
			203603	9/16-18	14x1,5	26,8	12	19	19
			203604	3/4-16	16x1,5	29,6	12	22	22
			203605	7/8-14	22x1,5	36,1	14	27	27
			203606	1 1/16-12	27x2	36,7	16	32	32
	290	290	203607	1 5/16-12	33x2	41,4	18	41	41
	240	240	203608	1 5/8-12	42x2	43,8	20	50	50
			203609	1 7/8-12	48x2	51,3	22	55	60
	350	350	203610	7/16-20	12x1,5	24,5	8	17	14
			203611	1/2-20	10x1	26	8	14	17
			203612	1/2-20	14x1,5	26	12	19	17
			203613	9/16-18	16x1,5	27,3	12	22	19
			203614	3/4-16	18x1,5	30,6	12	24	22
			203615	7/8-14	18x1,5	34,6	12	24	27
			203616	7/8-14	20x1,5	35,6	14	27	27
			203617	1 1/16-12	22x1,5	36,2	14	27	32
	290	290	203618	1 5/16-12	27x2	40,4	16	32	41

Notes: If you wish to order a fitting in stainless steel, please change the first two digit from 20.... to 21.... .  
Articles available on scheduled orders only.

# MALE STUD COUPLING WITH SWIVEL NUT AND O-RING

Thread UNF/UN-2A

Type: 2037..



Series JIC	20.... [bar]	21.... [bar]	Ordering Complete	JIC 37°	W	L1	L2	CH1	CH2
UNIVERSAL	350	350	203701	7/16-20	7/16-20	25,4	9,1	14	14
			203702	1/2-20	1/2-20	26,9	9,1	17	17
			203703	9/16-18	9/16-18	28,8	10	17	19
			203704	3/4-16	3/4-16	32	11,1	22	22
			203705	7/8-14	7/8-14	37,4	12,7	27	27
	203706	1 1/16-12	1 1/16-12	39,1	15,1	32	32		
	290	290	203707	1 5/16-12	1 5/16-12	43,3	15,1	41	41
	240	240	203708	1 5/8-12	1 5/8-12	45,7	15,1	50	50
			203709	1 7/8-12	1 7/8-12	54,7	15,1	55	60
	350	350	203710	7/16-20	1/2-20	25,4	9,1	17	14
			203711	7/16-20	9/16-18	26,5	10	17	14
			203712	9/16-18	3/4-16	29,7	11,1	22	19
			203713	3/4-16	7/8-14	33,4	12,7	27	22
			203714	3/4-16	1 1/16-12	35	15,1	32	22
			203715	7/8-14	3/4-16	36	11,1	22	27
			203716	7/8-14	1 1/16-12	39	15,1	32	27
			203717	1 1/16-12	3/4-16	37,6	11,1	27	32
	203718	1 1/16-12	7/8-14	37,5	12,7	27	32		
	290	290	203719	1 1/16-12	1 5/16-12	39,6	15,1	41	32
			203720	1 5/16-12	1 1/16-12	42,8	15,1	32	41
	240	240	203721	1 5/16-12	1 5/8-12	45,3	15,1	50	41

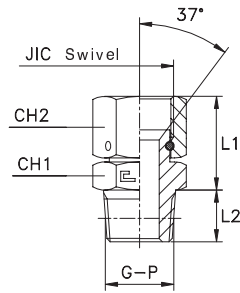
**Notes:** If you wish to order a fitting in stainless steel, please change the first two digit from 20.... to 21.... .  
Articles available on scheduled orders only.

# MALE STUD COUPLING WITH SWIVEL NUT

Thread BSP Taper - Thread NPTF

Type: 2038..

Type: 2039..



Series JIC	20.... [bar]	21.... [bar]	Ordering Complete	JIC 37°	G	L1	L2	CH1	CH2
UNIVERSAL	350	350	203801	7/16-20	1/8	24,5	10	12	14
			203802	1/2-20	1/8	26	10	12	17
			203803	9/16-18	1/4	26,8	14,5	14	19
			203804	3/4-16	3/8	30,1	14,5	19	22
			203805	7/8-14	1/2	34,1	19	22	27
			203806	1 1/16-12	3/4	37,2	19	27	32
	290	290	203807	1 5/16-12	1	41,4	24	36	41
	240	240	203808	1 5/8-12	1 1/4	42,8	25	46	50
			203809	1 7/8-12	1 1/2	51,8	26	50	60
	350	350	203810	7/16-20	1/4	24,5	14,5	14	14
			203811	1/2-20	1/4	26	14,5	14	17
			203812	9/16-18	3/8	27,8	14,5	17	19
			203813	3/4-16	1/4	30,1	14,5	17	22
			203814	3/4-16	1/2	30,1	19	22	22
			203815	7/8-14	3/8	34,1	14,5	22	27
			203816	7/8-14	3/4	37,1	19	27	27
			203817	1 1/16-12	1/2	37,2	19	27	32
	290	290	203818	1 1/16-12	1	37,7	24	36	32
			203819	1 5/16-12	3/4	40,9	19	32	41

Notes: If you wish to order a fitting in stainless steel, please change the first two digit from 20.... to 21.... .  
Articles available on scheduled orders only.

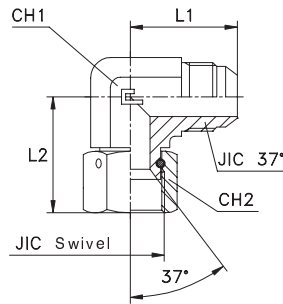
Series JIC	20.... [bar]	21.... [bar]	Ordering Complete	JIC 37°	P	L1	L2	CH1	CH2
UNIVERSAL	350	350	203901	7/16-20	1/8	24,5	10	12	14
			203902	1/2-20	1/8	26	10	12	17
			203903	9/16-18	1/4	26,8	14,5	14	19
			203904	3/4-16	3/8	30,1	14,5	19	22
			203905	7/8-14	1/2	34,1	19	22	27
			203906	1 1/16-12	3/4	37,2	19	27	32
	290	290	203907	1 5/16-12	1	41,4	24	36	41
	240	240	203908	1 5/8-12	1 1/4	42,8	25	46	50
			203909	1 7/8-12	1 1/2	51,8	26	50	60
	350	350	203910	7/16-20	1/4	24,5	14,5	14	14
			203911	1/2-20	1/4	26	14,5	14	17
			203912	9/16-18	1/8	26,8	10	14	19
			203913	9/16-18	3/8	27,8	14,5	17	19
			203914	9/16-18	1/2	27,8	19	22	19
			203915	3/4-16	1/4	30,1	14,5	19	22
			203916	3/4-16	1/2	30,1	19	22	22
			203917	3/4-16	3/4	33,1	19	27	22
			203918	7/8-14	3/8	34,1	14,5	22	27
			203919	7/8-14	3/4	37,1	19	27	27
			203920	1 1/16-12	1/2	37,2	19	27	32
	290	290	203921	1 5/16-12	3/4	40,9	19	32	41
	240	240	203922	1 5/8-12	1	42,3	24	41	50

Notes: If you wish to order a fitting in stainless steel, please change the first two digit from 20.... to 21.... .  
Articles available on scheduled orders only.

## ADJUSTABLE ELBOW WITH SWIVEL NUT

Thread UNF/UN-2B

Type: 2040...3



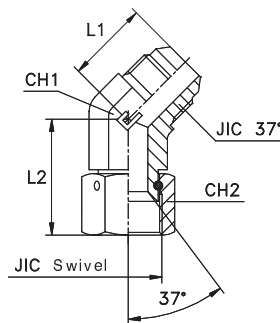
Series JIC	20.... [bar]	21.... [bar]	Ordering Complete	Ø Tube M	Ø Tube W	JIC 37°	L1	L2	CH1	CH2
UNIVERSAL	450	450	204001.3	6	1/4	7/16-20	23	26,5	11	14
			204002.3	8	5/16	1/2-20	24	27	14	17
	350	350	204003.3	10	3/8	9/16-18	27,5	31,3	14	19
			204004.3	12	1/2	3/4-16	32	35,6	19	22
			204005.3	14-15-16	5/8	7/8-14	37	41,6	22	27
	290	290	204006.3	18-20	3/4	1 1/16-12	42	44,2	27	32
			204007.3	25	1	1 5/16-12	46	51,4	33	41
	240	240	204008.3	30-32	1 1/4	1 5/8-12	53	58,8	41	50
			204009.3	38	1 1/2	1 7/8-12	59	66,3	48	60

**Notes:** If you wish to order a fitting in stainless steel, please change the first two digit from 20.... to 21.... .  
Articles available on scheduled orders only.

## ADJUSTABLE 45° ELBOW WITH SWIVEL NUT

Thread UNF/UN-2B

Type: 2041...3



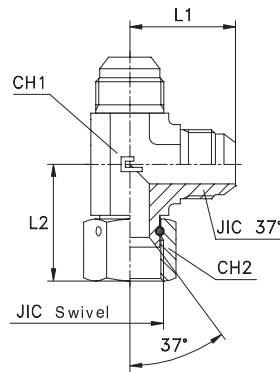
Series JIC	20.... [bar]	21.... [bar]	Ordering Complete	Ø Tube M	Ø Tube W	JIC 37°	L1	L2	CH1	CH2
UNIVERSAL	450	450	204101.3	6	1/4	7/16-20	19,5	24,5	11	14
			204102.3	8	5/16	1/2-20	20	25,5	14	17
	350	350	204103.3	10	3/8	9/16-18	21,5	27,3	14	19
			204104.3	12	1/2	3/4-16	25,5	33,1	19	22
			204105.3	14-15-16	5/8	7/8-14	29	36,6	22	27
	290	290	204106.3	18-20	3/4	1 1/16-12	33	37,2	27	32
			204107.3	25	1	1 5/16-12	38	45,4	33	41
	240	240	204108.3	30-32	1 1/4	1 5/8-12	40	51,3	41	50
			204109.3	38	1 1/2	1 7/8-12	46	57,8	48	60

**Notes:** If you wish to order a fitting in stainless steel, please change the first two digit from 20.... to 21.... .  
Articles available on scheduled orders only.

## ADJUSTABLE BARREL TEE WITH SWIVEL NUT

Thread UNF/UN-2B

Type: **2042...3**



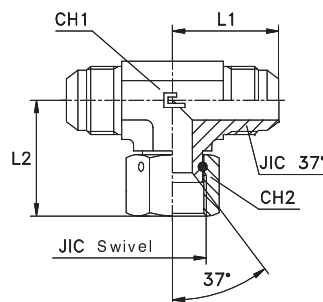
Series JIC	20.... [bar]	21.... [bar]	Ordering Complete	Ø Tube M	Ø Tube W	JIC 37°	L1	L2	CH1	CH2
UNIVERSAL	450	450	204201.3	6	1/4	7/16-20	23	26,5	11	14
			204202.3	8	5/16	1/2-20	24	27	14	17
	350	350	204203.3	10	3/8	9/16-18	27,5	31,3	14	19
			204204.3	12	1/2	3/4-16	32	35,6	19	22
			204205.3	14-15-16	5/8	7/8-14	37	41,6	22	27
			204206.3	18-20	3/4	1 1/16-12	42	44,2	27	32
	290	290	204207.3	25	1	1 5/16-12	46	51,4	33	41
	240	240	204208.3	30-32	1 1/4	1 5/8-12	53	58,8	41	50
			204209.3	38	1 1/2	1 7/8-12	59	66,3	48	60

**Notes:** If you wish to order a fitting in stainless steel, please change the first two digit from **20....** to **21....** .  
Articles available on scheduled orders only.

## ADJUSTABLE BRANCH TEE WITH SWIVEL NUT

Thread UNF/UN-2B

Type: **2043...3**



Series JIC	20.... [bar]	21.... [bar]	Ordering Complete	Ø Tube M	Ø Tube W	JIC 37°	L1	L2	CH1	CH2
UNIVERSAL	450	450	204301.3	6	1/4	7/16-20	23	26,5	11	14
			204302.3	8	5/16	1/2-20	24	27	14	17
	350	350	204303.3	10	3/8	9/16-18	27,5	31,3	14	19
			204304.3	12	1/2	3/4-16	32	35,6	19	22
			204305.3	14-15-16	5/8	7/8-14	37	41,6	22	27
			204306.3	18-20	3/4	1 1/16-12	42	44,2	27	32
	290	290	204307.3	25	1	1 5/16-12	46	51,4	33	41
	240	240	204308.3	30-32	1 1/4	1 5/8-12	53	58,8	41	50
			204309.3	38	1 1/2	1 7/8-12	59	66,3	48	60

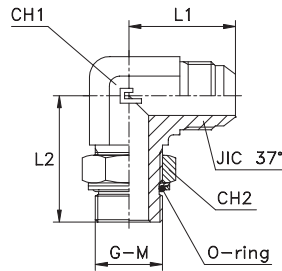
**Notes:** If you wish to order a fitting in stainless steel, please change the first two digit from **20....** to **21....** .  
Articles available on scheduled orders only.

# ADJUSTABLE MALE STUD ELBOW WITH O-RING AND WASHER

Thread BSP Parallel - Thread Metric Parallel

Type: 2044...3

Type: 2045...3



Series JIC	20.... [bar]	21.... [bar]	Ordering Complete	Ø Tube M	Ø Tube W	G	L1	L2	CH1	CH2	JIC 37°
UNIVERSAL	350	350	204401.3	6	1/4	1/8	23	26	11	14	7/16-20
	315	315	204402.3	8	5/16	1/4	24	32	14	19	1/2-20
			204403.3	10	3/8	1/4	27,5	32	14	19	9/16-18
	250	250	204404.3	12	1/2	3/8	32	37	19	22	3/4-16
			204405.3	14-15-16	5/8	1/2	37	43	22	27	7/8-14
			204406.3	18-20	3/4	3/4	42	49	27	36	1 1/16-12
	200	200	204407.3	25	1	1	46	52	33	41	1 5/8-12
			204408.3	30-32	1 1/4	1 1/4	53	58	41	50	1 5/8-12
	160	160	204409.3	38	1 1/2	1 1/2	59	60	48	55	1 7/8-12
	315	315	204410.3	6	1/4	1/4	24	32	14	19	7/16-20
	250	250	204411.3	6	1/4	3/8	29	37	19	22	7/16-20
			204412.3	6	1/4	1/2	31	43	22	27	7/16-20
	350	350	204413.3	8	5/16	1/8	24	30	14	14	1/2-20
	250	250	204414.3	8	5/16	3/8	29	37	19	22	1/2-20
			204415.3	10	3/8	3/8	29,5	37	19	22	9/16-18
			204416.3	10	3/8	1/2	31,5	43	22	27	9/16-18
	315	315	204417.3	12	1/2	1/4	32	37	19	19	3/4-16
	250	250	204418.3	12	1/2	1/2	34	43	22	27	3/4-16
			204419.3	12	1/2	3/4	36	49	27	36	3/4-16
			204420.3	14-15-16	5/8	3/8	37	37,5	22	22	7/8-14
			204421.3	14-15-16	5/8	3/4	39	49	27	36	7/8-14
			204422.3	18-20	3/4	1/2	42	47	27	27	1 1/16-12
	200	200	204423.3	18-20	3/4	1	45	52	33	41	1 1/16-12
	250	250	204424.3	25	1	3/4	46	50	33	36	1 5/16-12
	200	200	204425.3	25	1	1 1/4	52	58	41	50	1 5/16-12
			204426.3	30-32	1 1/4	1	53	58	41	41	1 5/8-12
			204427.3	38	1 1/2	1 1/4	59	60	48	50	1 7/8-12

Notes: If you wish to order a fitting in stainless steel, please change the first two digit from 20.... to 21....

Series JIC	20.... [bar]	21.... [bar]	Ordering Complete	Ø Tube M	Ø Tube W	M	L1	L2	CH1	CH2	JIC 37°
UNIVERSAL	350	350	204501.3	6	1/4	10x1	23	27	11	14	7/16-20
	315	315	204502.3	8	5/16	12x1,5	24	31	14	17	1/2-20
			204503.3	10	3/8	14x1,5	27,5	33	14	19	9/16-18
	250	250	204504.3	12	1/2	16x1,5	32	38	19	22	3/4-16
			204505.3	14-15-16	5/8	22x1,5	37	42	22	27	7/8-14
			204506.3	18-20	3/4	27x2	42	50,5	27	32	1 1/16-12
	200	200	204507.3	25	1	33x2	46	52,5	33	41	1 5/16-12
			204508.3	30-32	1 1/4	42x2	53	58	41	50	1 5/8-12
	160	160	204509.3	38	1 1/2	48x2	59	63	48	55	1 7/8-12
	315	315	204510.3	6	1/4	12x1,5	24	31	14	17	7/16-20
	350	350	204511.3	8	5/16	10x1	24	28	14	14	1/2-20
	315	315	204512.3	8	5/16	14x1,5	24	33	14	19	1/2-20
			204513.3	10	3/8	16x1,5	29,5	38	19	22	9/16-18
			204514.3	12	1/2	18x1,5	32	38	19	24	3/4-16
			204515.3	14-15-16	5/8	18x1,5	37	40	22	24	7/8-14
	250	250	204516.3	14-15-16	5/8	20x1,5	37	42	22	27	7/8-14
			204517.3	18-20	3/4	22x1,5	42	46	27	27	1 1/16-12
			204518.3	25	1	27x2	46	52,5	33	32	1 5/16-12

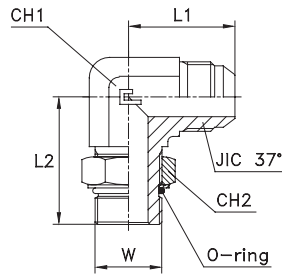
Notes: If you wish to order a fitting in stainless steel, please change the first two digit from 20.... to 21....  
Articles available on scheduled orders only.



# ADJUSTABLE MALE STUD ELBOW WITH O-RING

Thread UNF/UN-2A

Type: 2046...3



Series JIC	20.... [bar]	21.... [bar]	Ordering Complete	Ø Tube M	Ø Tube W	W	L1	L2	CH1	CH2	JIC 37°
UNIVERSAL	400	400	204601.3	6	1/4	7/16-20	23	27	11	14	7/16-20
			204602.3	8	5/16	1/2-20	24	29	14	17	1/2-20
	350	350	204603.3	10	3/8	9/16-18	27,5	32	14	17	9/16-18
			204604.3	12	1/2	3/4-16	32	37	19	22	3/4-16
			204605.3	14-15-16	5/8	7/8-14	37	43	22	27	7/8-14
	290	290	204606.3	18-20	3/4	1 1/16-12	42	49,5	27	32	1 1/16-12
			204607.3	25	1	1 5/16-12	46	52	33	41	1 5/16-12
	240	240	204608.3	30-32	1 1/4	1 5/8-12	53	58	41	50	1 5/8-12
			204609.3	38	1 1/2	1 7/8-12	59	60	48	55	1 7/8-12
	400	400	204610.3	6	1/4	1/2-20	24	29	14	17	7/16-20
			204611.3	6	1/4	9/16-18	24	32	14	17	7/16-20
	350	350	204612.3	8	5/16	9/16-18	24	32	14	17	1/2-20
			204613.3	10	3/8	7/16-20	27,5	28	14	14	9/16-18
			204614.3	10	3/8	1/2-20	27,5	29	14	17	9/16-18
			204615.3	10	3/8	3/4-16	29,5	37	19	22	9/16-18
			204616.3	10	3/8	7/8-14	31,5	43	22	27	9/16-18
			204617.3	12	1/2	9/16-18	32	36,5	19	17	3/4-16
			204618.3	12	1/2	7/8-14	34	43	22	27	3/4-16
			204619.3	12	1/2	1 1/16-12	36	49,5	27	32	3/4-16
			204620.3	14-15-16	5/8	3/4-16	37	39,5	22	22	7/8-14
			204621.3	14-15-16	5/8	1 1/16-12	39	49,5	27	32	7/8-14
			204622.3	18-20	3/4	3/4-16	42	41,5	27	22	1 1/16-12
			204623.3	18-20	3/4	7/8-14	42	47	27	27	1 1/16-12
	290	290	204624.3	18-20	3/4	1 5/16-12	45	52	33	41	1 1/16-12
			204625.3	25	1	1 1/16-12	46	51,5	33	32	1 5/16-12
	240	240	204626.3	25	1	1 5/8-12	52	58	41	50	1 5/16-12

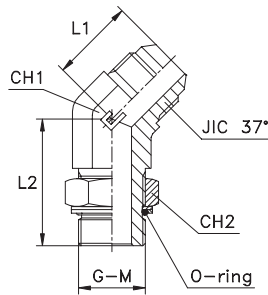
**Notes:** If you wish to order a fitting in stainless steel, please change the first two digit from 20.... to 21.... .  
Articles available on scheduled orders only.

## 45° ADJUSTABLE MALE STUD ELBOW WITH O-RING AND WASHER

Thread BSP Parallel - Thread Metric Parallel

Type: 2047...3

Type: 2048...3



Series JIC	20... [bar]	21... [bar]	Ordering Complete	Ø Tube M	Ø Tube W	G	L1	L2	CH1	CH2	JIC 37°
UNIVERSAL	350	350	204701.3	6	1/4	1/8	19,5	26	11	14	7/16-20
	315	315	204702.3	8	5/16	1/4	20	29	14	19	1/2-20
			204703.3	10	3/8	1/4	21,5	29	14	19	9/16-18
	250	250	204704.3	12	1/2	3/8	25,5	33	19	22	3/4-16
			204705.3	14-15-16	5/8	1/2	29	38,5	22	27	7/8-14
			204706.3	18-20	3/4	3/4	33	44	27	36	1 1/16-12
	200	200	204707.3	25	1	1	38	47	33	41	15/16-12
			204708.3	30-32	1 1/4	1 1/4	40	48	41	50	15/8-12
	160	160	204709.3	38	1 1/2	1 1/2	46	48	48	55	1 7/8-12
	315	315	204710.3	6	1/4	1/4	20	29	14	19	7/16-20
	250	250	204711.3	6	1/4	3/8	22,5	33	19	22	7/16-20
			204712.3	6	1/4	1/2	23	38,5	22	27	7/16-20
	350	350	204713.3	8	5/16	1/8	20	24	14	14	1/2-20
	250	250	204714.3	8	5/16	3/8	22,5	33	19	22	1/2-20
			204715.3	10	3/8	3/8	23	33	19	22	9/16-18
			204716.3	10	3/8	1/2	23,5	38,5	22	27	9/16-18
	315	315	204717.3	12	1/2	1/4	25,5	32,5	19	19	3/4-16
	250	250	204718.3	12	1/2	1/2	26	38,5	22	27	3/4-16
			204719.3	12	1/2	3/4	27	44	27	36	3/4-16
			204720.3	14-15-16	5/8	3/8	29	33	22	22	7/8-14
			204721.3	14-15-16	5/8	3/4	30	44	27	36	7/8-14
	200	200	204722.3	18-20	3/4	1/2	33	43	27	27	1 1/16-12
			204723.3	18-20	3/4	1	37	47	33	41	1 1/16-12
	250	250	204724.3	25	1	3/4	38	45	33	36	15/16-12
	200	200	204725.3	25	1	1 1/4	39	48	41	50	15/16-12
			204726.3	30-32	1 1/4	1	40	48	41	41	15/8-12
			204727.3	38	1 1/2	1 1/4	46	48	48	50	1 7/8-12

**Notes:** If you wish to order a fitting in stainless steel, please change the first two digit from 20.... to 21....  
Articles available on scheduled orders only.

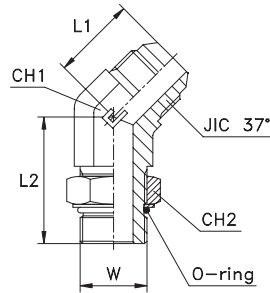
Series JIC	20... [bar]	21... [bar]	Ordering Complete	Ø Tube M	Ø Tube W	M	L1	L2	CH1	CH2	JIC 37°
UNIVERSAL	350	350	204801.3	6	1/4	10x1	19,5	27	11	14	7/16-20
	315	315	204802.3	8	5/16	12x1,5	20	27	14	17	1/2-20
			204803.3	10	3/8	14x1,5	21,5	28	14	19	9/16-18
			204804.3	12	1/2	16x1,5	25,5	33	19	22	3/4-16
	250	250	204805.3	14-15-16	5/8	22x1,5	29	38	22	27	7/8-14
			204806.3	18-20	3/4	27x2	33	46	27	32	1 1/16-12
	200	200	204807.3	25	1	33x2	38	46	33	41	15/16-12
			204808.3	30-32	1 1/4	42x2	40	48	41	50	15/8-12
	160	160	204809.3	38	1 1/2	48x2	46	50	48	55	1 7/8-12
	315	315	204810.3	6	1/4	12x1,5	20	27	14	17	7/16-20
	350	350	204811.3	8	5/16	10x1	20	24	14	14	1/2-20
	315	315	204812.3	8	5/16	14x1,5	20	28	14	19	1/2-20
			204813.3	10	3/8	16x1,5	23	33	19	22	9/16-18
			204814.3	12	1/2	18x1,5	25,5	33	19	24	3/4-16
			204815.3	14-15-16	5/8	18x1,5	29	34,5	22	24	7/8-14
	250	250	204816.3	14-15-16	5/8	20x1,5	29	38	22	27	7/8-14
			204817.3	18-20	3/4	22x1,5	33	41,5	27	27	1 1/16-12
			204818.3	25	1	27x2	38	46	33	32	15/16-12

**Notes:** If you wish to order a fitting in stainless steel, please change the first two digit from 20.... to 21....  
Articles available on scheduled orders only.

## 45° ADJUSTABLE MALE STUD ELBOW WITH O-RING

Thread UNF/UN-2A

Type: 2049...3



Series JIC	20.... [bar]	21.... [bar]	Ordering Complete	Ø Tube M	Ø Tube W	W	L1	L2	CH1	CH2	JIC 37°
UNIVERSAL	400	400	204901.3	6	1/4	7/16-20	19,5	26,5	11	14	7/16-20
			204902.3	8	5/16	1/2-20	20	26,5	14	17	1/2-20
	350	350	204903.3	10	3/8	9/16-18	21,5	29	14	17	9/16-18
			204904.3	12	1/2	3/4-16	25,5	33	19	22	3/4-16
			204905.3	14-15-16	5/8	7/8-14	29	39	22	27	7/8-14
			204906.3	18-20	3/4	1 1/16-12	33	44	27	32	1 1/16-12
	290	290	204907.3	25	1	1 5/16-12	38	47	33	41	1 5/16-12
	240	240	204908.3	30-32	1 1/4	1 5/8-12	40	48	41	50	1 5/8-12
			204909.3	38	1 1/2	1 7/8-12	46	48,5	48	55	1 7/8-12
	400	400	204910.3	6	1/4	1/2-20	20	26,5	14	17	7/16-20
			204911.3	10	3/8	3/4-16	23	33	19	22	9/16-18
	350	350	204912.3	12	1/2	7/8-14	26	39	22	27	3/4-16
			204913.3	14-15-16	5/8	3/4-16	29	35,5	22	22	7/8-14
			204914.3	18-20	3/4	3/4-16	33	36	27	22	1 1/16-12
			204915.3	18-20	3/4	7/8-14	33	39	27	27	1 1/16-12
	290	290	204916.3	18-20	3/4	1 5/16-12	37	47	33	41	1 1/16-12
			204917.3	25	1	1 1/16-12	38	46,5	33	32	1 5/16-12
	240	240	204918.3	25	1	1 5/8-12	39	48	41	50	1 5/16-12

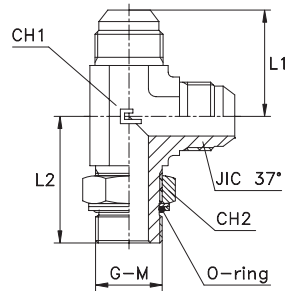
**Notes:** If you wish to order a fitting in stainless steel, please change the first two digit from 20.... to 21.... .  
Articles available on scheduled orders only.

## ADJUSTABLE MALE STUD BARREL TEE WITH O-RING AND WASHER

Thread BSP Parallel - Thread Metric Parallel

Type: 2050...3

Type: 2051...3



Series JIC	20.... [bar]	21.... [bar]	Ordering Complete	Ø Tube M	Ø Tube W	G	L1	L2	CH1	CH2	JIC 37°
UNIVERSAL	350	350	205001.3	6	1/4	1/8	23	26	11	14	7/16-20
	315	315	205002.3	8	5/16	1/4	24	32	14	19	1/2-20
			205003.3	10	3/8	1/4	27,5	32	14	19	9/16-18
	250	250	205004.3	12	1/2	3/8	32	37	19	22	3/4-16
			205005.3	14-15-16	5/8	1/2	37	43	22	27	7/8-14
			205006.3	18-20	3/4	3/4	42	49	27	36	1 1/16-12
	200	200	205007.3	25	1	1	46	52	33	41	1 5/16-12
			205008.3	30-32	1 1/4	1 1/4	53	58	41	50	1 5/8-12
	160	160	205009.3	38	1 1/2	1 1/2	59	60	48	55	1 7/8-12
	315	315	205010.3	6	1/4	1/4	24	32	14	19	7/16-20
	250	250	205011.3	6	1/4	3/8	29	37	19	22	7/16-20
			205012.3	6	1/4	1/2	31	43	22	27	7/16-20
			205013.3	8	5/16	1/8	24	30	14	14	1/2-20
	250	250	205014.3	8	5/16	3/8	29	37	19	22	1/2-20
			205015.3	10	3/8	3/8	29,5	37	19	22	9/16-18
			205016.3	10	3/8	1/2	31,5	43	22	27	9/16-18
			205017.3	12	1/2	1/4	32	37	19	19	3/4-16
	250	250	205018.3	12	1/2	1/2	34	43	22	27	3/4-16
			205019.3	12	1/2	3/4	36	49	27	36	3/4-16
			205020.3	14-15-16	5/8	3/8	37	37,5	22	22	7/8-14
			205021.3	14-15-16	5/8	3/4	39	49	27	36	7/8-14
			205022.3	18-20	3/4	1/2	42	47	27	27	1 1/16-12
	200	200	205023.3	18-20	3/4	1	45	52	33	41	1 1/16-12
	250	250	205024.3	25	1	3/4	46	50	33	36	1 5/16-12
			205025.3	25	1	1 1/4	52	58	41	50	1 5/16-12
			205026.3	30-32	1 1/4	1	53	58	41	41	1 5/8-12
			205027.3	38	1 1/2	1 1/4	59	60	48	50	1 7/8-12

Notes: If you wish to order a fitting in stainless steel, please change the first two digit from 20.... to 21....

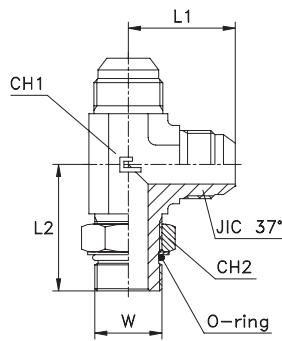
Series JIC	20.... [bar]	21.... [bar]	Ordering Complete	Ø Tube M	Ø Tube W	M	L1	L2	CH1	CH2	JIC 37°
UNIVERSAL	350	350	205101.3	6	1/4	10x1	23	27	11	14	7/16-20
	315	315	205102.3	8	5/16	12x1,5	24	31	14	17	1/2-20
			205103.3	10	3/8	14x1,5	27,5	33	14	19	9/16-18
			205104.3	12	1/2	16x1,5	32	38	19	22	3/4-16
	250	250	205105.3	14-15-16	5/8	22x1,5	37	42	22	27	7/8-14
			205106.3	18-20	3/4	27x2	42	50,5	27	32	1 1/16-12
	200	200	205107.3	25	1	33x2	46	52,5	33	41	1 5/16-12
			205108.3	30-32	1 1/4	42x2	53	58	41	50	1 5/8-12
	160	160	205109.3	38	1 1/2	48x2	59	63	48	55	1 7/8-12
	315	315	205110.3	6	1/4	12x1,5	24	31	14	17	7/16-20
	350	350	205111.3	8	5/16	10x1	24	28	14	14	1/2-20
	315	315	205112.3	8	5/16	14x1,5	24	33	14	19	1/2-20
			205113.3	10	3/8	16x1,5	29,5	38	19	22	9/16-18
			205114.3	12	1/2	18x1,5	32	38	19	24	3/4-16
			205115.3	14-15-16	5/8	18x1,5	37	40	22	24	7/8-14
	250	250	205116.3	14-15-16	5/8	20x1,5	37	42	22	27	7/8-14
			205117.3	18-20	3/4	22x1,5	42	46	27	27	1 1/16-12
			205118.3	25	1	27x2	46	52,5	33	32	1 5/16-12

Notes: If you wish to order a fitting in stainless steel, please change the first two digit from 20.... to 21....  
Articles available on scheduled orders only.

## ADJUSTABLE MALE STUD BARREL TEE WITH O-RING

Thread UNF/UN-2A

Type: 2052...3



Series JIC	20.... [bar]	21.... [bar]	Ordering Complete	Ø Tube M	Ø Tube W	W	L1	L2	CH1	CH2	JIC 37°
UNIVERSAL	400	400	205201.3	6	1/4	7/16-20	23	27	11	14	7/16-20
			205202.3	8	5/16	1/2-20	24	29	14	17	1/2-20
	350	350	205203.3	10	3/8	9/16-18	27,5	32	14	17	9/16-18
			205204.3	12	1/2	3/4-16	32	37	19	22	3/4-16
			205205.3	14-15-16	5/8	7/8-14	37	43	22	27	7/8-14
			205206.3	18-20	3/4	1 1/16-12	42	49,5	27	32	1 1/16-12
	290	290	205207.3	25	1	1 5/16-12	46	52	33	41	1 5/16-12
	240	240	205208.3	30-32	1 1/4	1 5/8-12	53	58	41	50	1 5/8-12
			205209.3	38	1 1/2	1 7/8-12	59	60	48	55	1 7/8-12
	350	350	205210.3	6	1/4	1/2-20	24	29	14	17	7/16-20
			205211.3	6	1/4	9/16-18	24	32	14	17	7/16-20
			205212.3	10	3/8	3/4-16	29,5	37	19	22	9/16-18
			205213.3	12	1/2	7/8-14	34	43	22	27	3/4-16
			205214.3	12	1/2	1 1/16-12	36	49,5	27	32	3/4-16
			205215.3	14-15-16	5/8	3/4-16	37	39,5	22	22	7/8-14
			205216.3	14-15-16	5/8	1 1/16-12	39	49,5	27	32	7/8-14
			205217.3	18-20	3/4	3/4-16	42	41,5	27	22	1 1/16-12
			205218.3	18-20	3/4	7/8-14	42	47	27	27	1 1/16-12
			205219.3	18-20	3/4	1 5/16-12	45	52	33	41	1 1/16-12
	290	290	205220.3	25	1	1 1/16-12	46	49,5	33	32	1 5/16-12
			205221.3	25	1	1 5/8-12	52	58	41	50	1 5/16-12

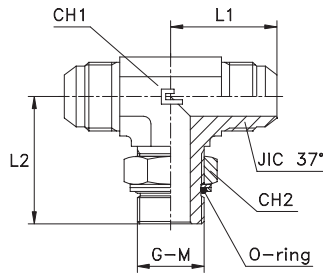
**Notes:** If you wish to order a fitting in stainless steel, please change the first two digit from 20.... to 21....  
Articles available on scheduled orders only.

## ADJUSTABLE MALE STUD BRANCH TEE WITH O-RING AND WASHER

Thread BSP Parallel - Thread Metric Parallel

Type: 2053...3

Type: 2054...3



Series JIC	20.... [bar]	21.... [bar]	Ordering Complete	Ø Tube M	Ø Tube W	G	L1	L2	CH1	CH2	JIC 37°	
UNIVERSAL	350	350	205301.3	6	1/4	1/8	23	26	11	14	7/16-20	
	315	315	205302.3	8	5/16	1/4	24	32	14	19	1/2-20	
			205303.3	10	3/8	1/4	27,5	32	14	19	9/16-18	
	250	250	205304.3	12	1/2	3/8	32	37	37	19	22	3/4-16
			205305.3	14-15-16	5/8	1/2	37	43	22	27	7/8-14	
			205306.3	18-20	3/4	3/4	42	49	27	36	11/16-12	
	200	200	205307.3	25	1	1	46	52	33	41	15/16-12	
			205308.3	30-32	1 1/4	1 1/4	53	58	41	50	15/8-12	
	160	160	205309.3	38	1 1/2	1 1/2	59	60	48	55	17/8-12	
	315	315	205310.3	6	1/4	1/4	24	32	14	19	7/16-20	
	250	250	205311.3	6	1/4	3/8	29	37	19	22	7/16-20	
			205312.3	6	1/4	1/2	31	43	22	27	7/16-20	
	350	350	205313.3	8	5/16	1/8	24	30	14	14	1/2-20	
	250	250	205314.3	8	5/16	3/8	29	37	19	22	1/2-20	
			205315.3	10	3/8	3/8	29,5	37	19	22	9/16-18	
			205316.3	10	3/8	1/2	31,5	43	22	27	9/16-18	
	315	315	205317.3	12	1/2	1/4	32	37	19	19	3/4-16	
	250	250	205318.3	12	1/2	1/2	34	43	22	27	3/4-16	
			205319.3	12	1/2	3/4	36	49	27	36	3/4-16	
			205320.3	14-15-16	5/8	3/8	37	37,5	22	22	7/8-14	
			205321.3	14-15-16	5/8	3/4	39	49	27	36	7/8-14	
			205322.3	18-20	3/4	1/2	42	47	27	27	11/16-12	
	200	200	205323.3	18-20	3/4	1	45	52	33	41	11/16-12	
	250	250	205324.3	25	1	3/4	46	50	33	36	15/16-12	
			205325.3	25	1	1 1/4	52	58	41	50	15/16-12	
	200	200	205326.3	30-32	1 1/4	1	53	58	41	41	15/8-12	
			205327.3	38	1 1/2	1 1/4	59	60	48	50	17/8-12	

Notes: If you wish to order a fitting in stainless steel, please change the first two digit from 20.... to 21....

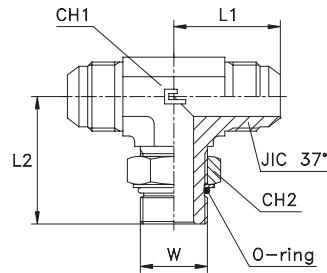
Series JIC	20.... [bar]	21.... [bar]	Ordering Complete	Ø Tube M	Ø Tube W	M	L1	L2	CH1	CH2	JIC 37°
UNIVERSAL	350	350	205401.3	6	1/4	10x1	23	27	11	14	7/16-20
	315	315	205402.3	8	5/16	12x1,5	24	31	14	17	1/2-20
			205403.3	10	3/8	14x1,5	27,5	33	14	19	9/16-18
			205404.3	12	1/2	16x1,5	32	38	19	22	3/4-16
	250	250	205405.3	14-15-16	5/8	22x1,5	37	42	22	27	7/8-14
			205406.3	18-20	3/4	27x2	42	50,5	27	32	11/16-12
	200	200	205407.3	25	1	33x2	46	52,5	33	41	15/16-12
			205408.3	30-32	1 1/4	42x2	53	58	41	50	15/8-12
	160	160	205409.3	38	1 1/2	48x2	59	63	48	55	17/8-12
	315	315	205410.3	6	1/4	12x1,5	24	31	14	17	7/16-20
	350	350	205411.3	8	5/16	10x1	24	28	14	14	1/2-20
	315	315	205412.3	8	5/16	14x1,5	24	33	14	19	1/2-20
			205413.3	10	3/8	16x1,5	29,5	38	19	22	9/16-18
			205414.3	12	1/2	18x1,5	32	38	19	24	3/4-16
			205415.3	14-15-16	5/8	18x1,5	37	40	22	24	7/8-14
	250	250	205416.3	14-15-16	5/8	20x1,5	37	42	22	27	7/8-14
			205417.3	18-20	3/4	22x1,5	42	46	27	27	11/16-12
			205418.3	25	1	27x2	46	52,5	33	32	15/16-12

Notes: If you wish to order a fitting in stainless steel, please change the first two digit from 20.... to 21....  
Articles available on scheduled orders only.

## ADJUSTABLE MALE STUD BARREL TEE WITH O-RING

Thread UNF/UN-2A

Type: 2055...3



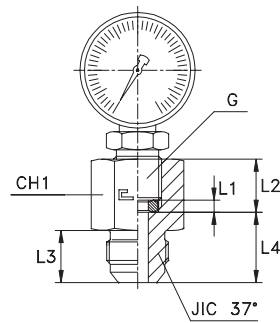
Series JIC	20.... [bar]	21.... [bar]	Ordering Complete	Ø Tube M	Ø Tube W	W	L1	L2	CH1	CH2	JIC 37°
UNIVERSAL	400	400	205501.3	6	1/4	7/16-20	23	27	11	14	7/16-20
			205502.3	8	5/16	1/2-20	24	29	14	17	1/2-20
	350	350	205503.3	10	3/8	9/16-18	27,5	32	14	17	9/16-18
			205504.3	12	1/2	3/4-16	32	37	19	22	3/4-16
			205505.3	14-15-16	5/8	7/8-14	37	43	22	27	7/8-14
			205506.3	18-20	3/4	1 1/16-12	42	49,5	27	32	1 1/16-12
	290	290	205507.3	25	1	1 5/16-12	46	52	33	41	1 5/16-12
	240	240	205508.3	30-32	1 1/4	1 5/8-12	53	58	41	50	1 5/8-12
			205509.3	38	1 1/2	1 7/8-12	59	60	48	55	1 7/8-12
	400	400	205510.3	6	1/4	1/2-20	24	29	14	17	7/16-20
	350	350	205511.3	6	1/4	9/16-18	24	32	14	17	7/16-20
			205512.3	10	3/8	3/4-16	29,5	37	19	22	9/16-18
			205513.3	12	1/2	7/8-14	34	43	22	27	3/4-16
			205514.3	12	1/2	1 1/16-12	36	49,5	27	32	3/4-16
			205515.3	14-15-16	5/8	3/4-16	37	39,5	22	22	7/8-14
			205516.3	14-15-16	5/8	1 1/16-12	39	49,5	27	32	7/8-14
			205517.3	18-20	3/4	3/4-16	42	41,5	27	22	1 1/16-12
			205518.3	18-20	3/4	7/8-14	42	47	27	27	1 1/16-12
	290	290	205519.3	18-20	3/4	1 5/16-12	45	52	33	41	1 1/16-12
			205520.3	25	1	1 1/16-12	46	49,5	33	32	1 5/16-12
	240	240	205521.3	25	1	1 5/8-12	52	58	41	50	1 5/16-12

**Notes:** If you wish to order a fitting in stainless steel, please change the first two digit from 20.... to 21.... .  
Articles available on scheduled orders only.

## GAUGE COUPLING

Thread BSP Parallel

Type: 2056...3



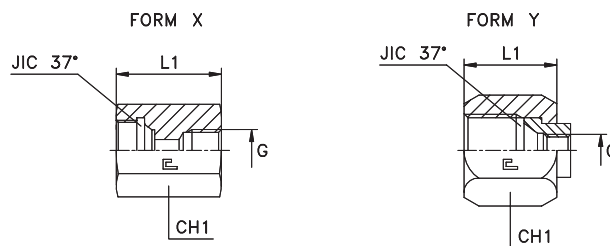
Series JIC	20.... [bar]	21.... [bar]	Ordering Complete	Ø Tube M	Ø Tube W	G	L1	L2	L3	L4	CH1	JIC 37°
UNIVERSAL	350	350	205601.3	6	1/4	1/4	4,5	14,5	14	18,5	19	7/16-20
			205602.3	8	5/16	1/4	4,5	14,5	14	18,5	19	1/2-20
			205603.3	10	3/8	1/4	4,5	14,5	14,1	18,5	19	9/16-18
			205604.3	12	1/2	1/4	4,5	14,5	16,7	21,5	22	3/4-16
			205605.3	6	1/4	1/2	5	20	14	20	27	7/16-20
			205606.3	8	5/16	1/2	5	20	14	20	27	1/2-20
			205607.3	10	3/8	1/2	5	20	14,1	20	27	9/16-18
			205608.3	12	1/2	1/2	5	20	16,7	23	27	3/4-16

**Notes:** If you wish to order a fitting in stainless steel, please change the first two digit from 20.... to 21.... .  
Gauge not included.

## PORT END ADAPTOR OR TEST POINTS

Thread BSP Parallel

Type: 2057..



Series JIC	20.... [bar]	21.... [bar]	Ordering Complete	Ø Tube M	Ø Tube W	G	Form	L1	CH1	JIC 37°
UNIVERSAL	350	350	205701	6	1/4	1/4	X	29	19	7/16-20
			205702	8	5/16	1/4	X	29	19	1/2-20
			205703	10	3/8	1/4	X	29	19	9/16-18
			205704	12	1/2	1/4	X	32	22	3/4-16
			205705	14-15-16	5/8	1/4	X	32	27	7/8-14
			205706	18-20	3/4	1/4	Y	25,9	32	1 1/16-12
	290	290	205707	25	1	1/4	Y	28,4	41	1 5/16-12
	240	240	205708	30-32	1 1/4	1/4	Y	31	50	1 5/8-12
			205709	38	1 1/2	1/4	Y	35,8	60	1 7/8-12

**Notes:** If you wish to order AISI 316 stainless steel fittings, please change the first two digits from 20.... to 21.... .  
If you wish to order AISI 316 stainless steel fittings with AISI 304 stainless steel nuts, please change the first two digits from 20.... to 24.... .  
Articles available on request only.

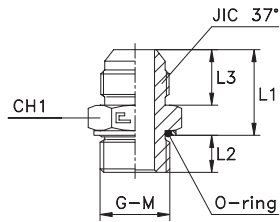


## MALE STUD COUPLING WITH O-RING AND WASHER

Thread BSP Parallel - Thread Metric Parallel

Type: 2058...3

Type: 2059...3



Series JIC	20.... [bar]	21.... [bar]	Ordering Complete	Ø Tube M	Ø Tube W	G	L1	L2	L3	CH1	JIC 37°
UNIVERSAL	350	350	205801.3	6	1/4	1/8	22.3	6.7	14	14	7/16-20
			205802.3	8	5/16	1/8	22.3	6.7	14	14	1/2-20
			205803.3	10	3/8	1/4	22.8	10.2	14.1	19	9/16-18
			205804.3	12	1/2	3/8	26.3	10.2	16.7	22	3/4-16
	315	315	205805.3	14-15-16	5/8	1/2	31.3	12.2	19.3	27	7/8-14
			205806.3	18-20	3/4	3/4	34.8	12.7	21.9	36	1 1/16-12
	280	280	205807.3	25	1	1	37.6	15.4	23.1	41	1 5/16-12
	240	240	205808.3	30-32	1 1/4	1 1/4	41	16	24.3	50	1 5/8-12
			205809.3	38	1 1/2	1 1/2	45	16	27.5	55	1 7/8-12
	350	350	205810.3	6	1/4	1/4	22.8	10.2	14	19	7/16-20
			205811.3	6	1/4	3/8	23.8	10.2	14	22	7/16-20
	315	315	205812.3	6	1/4	1/2	25.8	12.2	14	27	7/16-20
			205813.3	8	5/16	1/4	22.8	10.2	14	19	1/2-20
	350	350	205814.3	8	5/16	3/8	23.8	10.2	14	22	1/2-20
			205815.3	10	3/8	1/8	22.3	6.7	14.1	17	9/16-18
			205816.3	10	3/8	3/8	23.8	10.2	14.1	22	9/16-18
	315	315	205817.3	10	3/8	1/2	26.3	12.2	14.1	27	9/16-18
	350	350	205818.3	12	1/2	1/4	26.3	10.2	16.7	19	3/4-16
	315	315	205819.3	12	1/2	1/2	28.8	12.2	16.7	27	3/4-16
			205820.3	12	1/2	3/4	29.8	12.7	16.7	36	3/4-16
	350	350	205821.3	14-15-16	5/8	3/8	30.3	10.2	19.3	24	7/8-14
	315	315	205822.3	14-15-16	5/8	3/4	32.3	12.7	19.3	36	7/8-14
	350	350	205823.3	18-20	3/4	3/8	33.8	10.2	21.9	30	1 1/16-12
	315	315	205824.3	18-20	3/4	1/2	33.8	12.2	21.9	30	1 1/16-12
	280	280	205825.3	18-20	3/4	1	36.6	15.4	21.9	41	1 1/16-12
	290	290	205826.3	25	1	3/4	35.8	12.7	23.1	36	1 5/16-12
	240	240	205827.3	25	1	1 1/4	39.5	16	23.1	50	1 5/16-12
			205828.3	30-32	1 1/4	1	40.1	15.4	24.3	46	1 5/8-12
			205829.3	30-32	1 1/4	1 1/2	42	16	24.3	55	1 5/8-12
			205830.3	38	1 1/2	1 1/4	44	16	27.5	50	1 7/8-12

Notes: If you wish to order a fitting in stainless steel, please change the first two digit from 20.... to 21.... .  
Articles available on request only.

Serie JIC	20.... [bar]	21.... [bar]	Ordering Complete	Ø Tube M	Ø Tube W	M	L1	L2	L3	CH1	JIC 37°
UNIVERSAL	350	350	205901.3	6	1/4	10x1	22.5	7.5	14	14	7/16-20
			205902.3	8	5/16	12x1.5	22.4	9.6	14	17	1/2-20
			205903.3	10	3/8	14x1.5	22.4	9.6	14.1	19	9/16-18
			205904.3	12	1/2	16x1.5	26.4	11.1	16.7	22	3/4-16
	315	315	205905.3	14-15-16	5/8	22x1.5	30.9	13.6	19.3	27	7/8-14
			205906.3	18-20	3/4	27x2	34.5	16.5	21.9	32	1 1/16-12
	280	280	205907.3	25	1	33x2	36.5	16.5	23.1	41	1 5/16-12
	240	240	205908.3	30-32	1 1/4	42x2	40.5	17	24.3	50	1 5/8-12
			205909.3	38	1 1/2	48x2	44	19.5	27.5	55	1 7/8-12
	350	350	205910.3	6	1/4	12x1.5	22.4	9.6	14	17	7/16-20
			205911.3	8	5/16	10x1	22.5	7.5	14	14	1/2-20
			205912.3	8	5/16	14x1.5	22.4	9.6	14	19	1/2-20
			205913.3	10	3/8	16x1.5	23.9	11.1	14.1	22	9/16-18
			205914.3	12	1/2	14x1.5	26.4	9.6	16.7	22	3/4-16
			205915.3	12	1/2	18x1.5	26.9	12.6	16.7	24	3/4-16
			205916.3	14-15-16	5/8	18x1.5	29.9	12.6	19.3	24	7/8-14
	315	315	205917.3	14-15-16	5/8	20x1.5	30.9	12.6	19.3	27	7/8-14
			205918.3	18-20	3/4	22x1.5	33.4	13.6	21.9	27	1 1/16-12
	280	280	205919.3	25	1	27x2	35.5	16.5	23.1	36	1 5/16-12

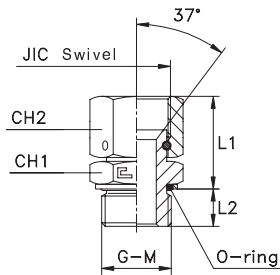
Notes: If you wish to order a fitting in stainless steel, please change the first two digit from 20.... to 21.... .  
Articles available on request only.

# MALE STUD COUPLING WITH SWIVEL NUT O-RING AND WASHER

Thread BSP Parallel - Thread Metric Parallel

Type: 2060..

Type: 2061..



Series JIC	20.... [bar]	21.... [bar]	Ordering Complete	JIC 37°	G	L1	L2	CH1	CH2
UNIVERSAL	350	350	206001	7/16-20	1/8	25,8	6,7	14	14
			206002	1/2-20	1/8	27,3	6,7	14	17
			206003	9/16-18	1/4	28,6	10,2	19	19
			206004	3/4-16	3/8	31,9	10,2	22	22
	315	315	206005	7/8-14	1/2	37,9	12,2	27	27
			206006	1 1/16-12	3/4	39	12,7	36	32
	280	280	206007	1 5/16-12	1	44,5	15,4	41	41
	240	240	206008	1 5/8-12	1 1/4	46,9	16	50	50
			206009	1 7/8-12	1 1/2	54,9	16	55	60
	350	350	206010	7/16-20	1/4	26,3	10,2	19	14
			206011	7/16-20	3/8	27,3	10,2	22	14
			206012	1/2-20	1/4	27,8	10,2	19	17
			206013	1/2-20	3/8	28,8	10,2	22	17
	315	315	206014	9/16-18	3/8	29,6	10,2	22	19
			206015	9/16-18	1/2	32,1	12,2	27	19
	350	350	206016	3/4-16	1/4	30,9	10,2	19	22
			206017	3/4-16	1/2	34,4	12,2	27	22
	315	315	206018	7/8-14	3/8	35,9	10,2	22	27
			206019	7/8-14	3/4	38,9	12,7	36	27
			206020	1 1/16-12	1/2	38	12,2	27	32
			206021	1 1/16-12	1	40,8	15,4	41	32
	280	280	206022	1 5/16-12	3/4	42,7	12,7	36	41
			206023	1 5/16-12	1 1/4	46,5	16	50	41
	240	240	206024	1 5/8-12	1	44,9	15,4	41	50
			206025	1 7/8-12	1 1/4	53,9	16	50	60

Notes: If you wish to order a fitting in stainless steel, please change the first two digit from 20.... to 21.... .  
Articles available on request only.

Series JIC	20.... [bar]	21.... [bar]	Ordering Complete	JIC 37°	M	L1	L2	CH1	CH2
UNIVERSAL	350	350	206101	7/16-20	10x1	26	7,5	14	14
			206102	1/2-20	12x1,5	27,4	9,6	17	17
			206103	9/16-18	14x1,5	28,2	9,6	19	19
			206104	3/4-16	16x1,5	32,5	11,1	22	22
	315	315	206105	7/8-14	22x1,5	37,5	13,6	27	27
			206106	1 1/16-12	27x2	38,7	16,5	32	32
	280	280	206107	1 5/16-12	33x2	43,4	16,5	41	41
	240	240	206108	1 5/8-12	42x2	40,3	17	50	50
			206109	1 7/8-12	48x2	53,8	19,5	55	60
	350	350	206110	7/16-20	12x1,5	25,9	9,6	17	14
			206111	1/2-20	10x1	27,5	7,5	14	17
			206112	1/2-20	14x1,5	27,4	9,6	19	17
			206113	9/16-18	16x1,5	29,7	11,1	22	19
			206114	3/4-16	18x1,5	32,5	12,6	24	22
			206115	7/8-14	18x1,5	36,5	12,6	24	27
	315	315	206116	7/8-14	20x1,5	37,5	12,6	27	27
			206117	1 1/16-12	22x1,5	37,6	13,6	27	32
	280	280	206118	1 5/16-12	27x2	42,4	16,5	32	41

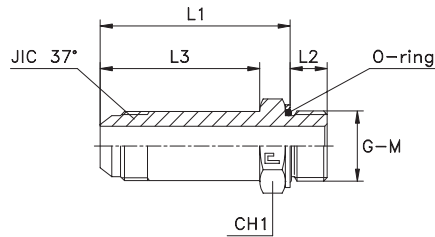
Notes: If you wish to order a fitting in stainless steel, please change the first two digit from 20.... to 21.... .  
Articles available on request only.

# LONG MALE STUD STRAIGHT COUPLING WITH O-RING AND WASHER

Thread BSP Parallel - Thread Metric Parallel

Type: 2062...3

Type: 2063...3



Series JIC	20.... [bar]	21.... [bar]	Ordering Complete	Ø Tube M	Ø Tube W	G	L1	L2	L3	CH1	JIC 37°
UNIVERSAL	350	350	206201.3	6	1/4	1/8	43,3	6,7	35	14	7/16-20
			206202.3	8	5/16	1/8	45,3	6,7	37	14	1/2-20
			206203.3	10	3/8	1/4	47,8	10,2	39	19	9/16-18
			206204.3	12	1/2	3/8	57,8	10,2	48	22	3/4-16
	315	315	206205.3	14-15-16	5/8	1/2	64,8	12,2	53	27	7/8-14
			206206.3	18-20	3/4	3/4	75,8	12,7	63	36	1 1/16-12
	280	280	206207.3	25	1	1	86,6	15,4	72	41	1 5/16-12
	240	240	206208.3	30-32	1 1/4	1 1/4	104,5	16	88	50	1 5/8-12
			206209.3	38	1 1/2	1 1/2	115,5	16	98	55	1 7/8-12
	350	350	206210.3	6	1/4	1/4	43,8	10,2	35	19	7/16-20
			206211.3	8	5/16	1/4	45,8	10,2	37	19	1/2-20
			206212.3	8	5/16	3/8	46,8	10,2	37	22	1/2-20
			206213.3	10	3/8	3/8	48,8	10,2	39	22	9/16-18
	315	315	206214.3	10	3/8	1/2	50,8	12,2	39	27	9/16-18
	350	350	206215.3	12	1/2	1/4	57,8	10,2	48	22	3/4-16
	315	315	206216.3	12	1/2	1/2	59,8	12,2	48	27	3/4-16
	350	350	206217.3	14-15-16	5/8	3/8	63,8	10,2	53	24	7/8-14
	315	315	206218.3	14-15-16	5/8	3/4	65,8	12,7	53	36	7/8-14
			206219.3	18-20	3/4	1/2	74,8	12,2	63	30	1 1/16-12
	280	280	206220.3	18-20	3/4	1	77,6	15,4	63	41	1 1/16-12
	290	290	206221.3	25	1	3/4	84,8	14,2	72	36	1 5/16-12
	240	240	206222.3	25	1	1 1/4	88,5	16	72	50	1 5/16-12
			206223.3	30-32	1 1/4	1	103,6	15,4	88	46	1 5/8-12
			206224.3	38	1 1/2	1 1/4	114,5	16	98	50	1 7/8-12

Notes: If you wish to order a fitting in stainless steel, please change the first two digit from 20.... to 21.... .  
Articles available on request only.

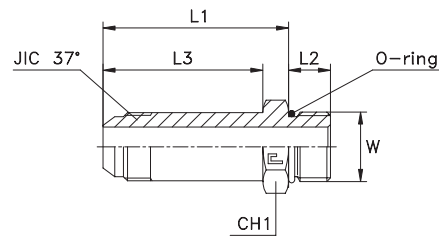
Series JIC	20.... [bar]	21.... [bar]	Ordering Complete	Ø Tube M	Ø Tube W	M	L1	L2	L3	CH1	JIC 37°
UNIVERSAL	350	350	206301.3	6	1/4	10x1	43,5	7,5	35	14	7/16-20
			206302.3	8	5/16	12x1,5	45,4	9,6	37	17	1/2-20
			206303.3	10	3/8	14x1,5	47,4	9,6	39	19	9/16-18
			206304.3	12	1/2	16x1,5	57,9	11,1	48	22	3/4-16
	315	315	206305.3	14-15-16	5/8	22x1,5	64,4	13,6	53	27	7/8-14
			206306.3	18-20	3/4	27x2	75,5	16,5	63	32	1 1/16-12
	280	280	206307.3	25	1	33x2	85,5	16,5	72	41	1 5/16-12
	240	240	206308.3	30-32	1 1/4	42x2	104	17	88	50	1 5/8-12
			206309.3	38	1 1/2	48x2	114,5	19,5	98	55	1 7/8-12
	350	350	206310.3	8	5/16	10x1	45,5	7,5	37	14	1/2-20
			206311.3	8	5/16	14x1,5	45,4	9,6	37	19	1/2-20
			206312.3	10	3/8	16x1,5	48,9	11,1	39	22	9/16-18
			206313.3	12	1/2	18x1,5	58,4	12,6	48	24	3/4-16
			206314.3	14-15-16	5/8	18x1,5	63,4	12,6	53	24	7/8-14
	315	315	206315.3	14-15-16	5/8	20x1,5	63,4	12,6	53	27	7/8-14
			206316.3	18-20	3/4	22x1,5	74,4	13,6	63	27	1 1/16-12
	280	280	206317.3	25	1	27x2	84,5	16,5	72	36	1 5/16-12

Notes: If you wish to order a fitting in stainless steel, please change the first two digit from 20.... to 21.... .  
Articles available on request only.

# LONG MALE STUD STRAIGHT COUPLING WITH O-RING

Thread UNF/UN-2A

Type: 2064...3



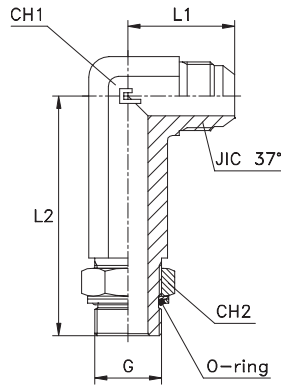
Series JIC	20.... [bar]	21.... [bar]	Ordering Complete	Ø Tube M	Ø Tube W	W	L1	L2	L3	CH1	JIC 37°
UNIVERSAL	400	400	206401.3	6	1/4	7/16-20	42,9	9,1	35	14	7/16-20
			206402.3	8	5/16	1/2-20	44,9	9,1	37	17	1/2-20
	350	350	206403.3	10	3/8	9/16-18	48	10	39	17	9/16-18
			206404.3	12	1/2	3/4-16	57,9	11,1	48	22	3/4-16
			206405.3	14-15-16	5/8	7/8-14	66,3	12,7	53	27	7/8-14
	290	290	206406.3	18-20	3/4	1 1/16-12	75,9	15,1	63	32	1 1/16-12
			206407.3	25	1	1 5/16-12	85,4	15,1	72	41	1 5/16-12
	240	240	206408.3	30-32	1 1/4	1 5/8-12	103,9	15,1	88	50	1 5/8-12
			206409.3	38	1 1/2	1 7/8-12	114,9	15,1	98	55	1 7/8-12
	400	400	206410.3	6	1/4	1/2-20	42,9	9,1	35	17	7/16-20
			206411.3	6	1/4	9/16-18	43	10	35	17	7/16-20
	350	350	206412.3	10	3/8	3/4-16	48,9	11,1	39	22	9/16-18
			206413.3	12	1/2	7/8-14	59,3	12,7	48	27	3/4-16
			206414.3	12	1/2	1 1/16-12	60,9	15,1	48	32	3/4-16
			206415.3	14-15-16	5/8	3/4-16	63,9	11,1	48	24	7/8-14
			206416.3	14-15-16	5/8	1 1/16-12	65,9	15,1	53	32	7/8-14
			206417.3	18-20	3/4	3/4-16	74,9	11,1	53	30	1 1/16-12
			206418.3	18-20	3/4	7/8-14	75,3	12,7	63	30	1 1/16-12
	290	290	206419.3	18-20	3/4	1 5/16-12	76,9	15,1	63	41	1 1/16-12
			206420.3	25	1	1 1/16-12	84,9	15,1	72	36	1 5/16-12
	240	240	206421.3	25	1	1 5/8-12	87,9	15,1	72	50	1 5/16-12

**Notes:** If you wish to order a fitting in stainless steel, please change the first two digit from 20.... to 21.... .  
Articles available on request only.

# LONG MALE STUD ELBOW COUPLING WITH O-RING AND WASHER

Thread BSP Parallel

Type: 2065...3



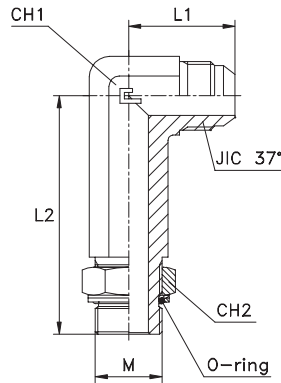
Series JIC	20.... [bar]	21.... [bar]	Ordering Complete	Ø Tube M	Ø Tube W	G	L1	L2	CH1	CH2	JIC 37°
UNIVERSAL	350	350	206501.3	6	1/4	1/8	23	46	11	14	7/16-20
	315	315	206502.3	8	5/16	1/4	24	56,5	14	19	1/2-20
			206503.3	10	3/8	1/4	27,5	56,5	14	19	9/16-18
	250	250	206504.3	12	1/2	3/8	32	67	19	22	3/4-16
			206505.3	14-15-16	5/8	1/2	37	78	22	27	7/8-14
			206506.3	18-20	3/4	3/4	42	92	27	36	1 1/16-12
	200	200	206507.3	25	1	1	46	105	33	41	1 5/16-12
			206508.3	30-32	1 1/4	1 1/4	53	124	41	50	1 5/8-12
	160	160	206509.3	38	1 1/2	1 1/2	59	135	48	55	1 7/8-12
	315	315	206510.3	6	1/4	1/4	24	56,5	14	19	7/16-20
	250	250	206511.3	6	1/4	3/8	29	67	19	22	7/16-20
			206512.3	6	1/4	1/2	31	78	22	27	7/16-20
	350	350	206513.3	8	5/16	1/8	24	49,5	14	14	1/2-20
	250	250	206514.3	8	5/16	3/8	29	67	19	22	1/2-20
			206515.3	10	3/8	3/8	29,5	67	19	22	9/16-18
			206516.3	10	3/8	1/2	31,5	78	22	27	9/16-18
	315	315	206517.3	12	1/2	1/4	32	66,5	19	19	3/4-16
	250	250	206518.3	12	1/2	1/2	34	78	22	27	3/4-16
			206519.3	12	1/2	3/4	36	92	27	36	3/4-16
			206520.3	14-15-16	5/8	3/8	37	74,5	22	22	7/8-14
			206521.3	14-15-16	5/8	3/4	39	92	27	36	7/8-14
			206522.3	18-20	3/4	1/2	42	88	27	27	1 1/16-12
	200	200	206523.3	18-20	3/4	1	45	105	33	41	1 1/16-12
	250	250	206524.3	25	1	3/4	46	104	33	36	1 5/16-12
			206525.3	25	1	1 1/4	52	124	41	50	1 5/16-12
	200	200	206526.3	30-32	1 1/4	1	53	124	41	41	1 5/8-12
			206527.3	38	1 1/2	1 1/4	59	135	48	50	1 7/8-12

**Notes:** If you wish to order a fitting in stainless steel, please change the first two digit from 20.... to 21.... .  
Articles available on request only.

# LONG MALE STUD ELBOW COUPLING WITH O-RING

Thread Metric Parallel

Type: 2066...3



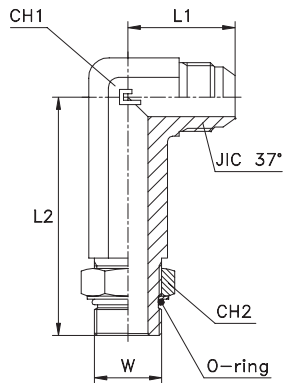
Series JIC	20.... [bar]	21.... [bar]	Ordering Complete	Ø Tube M	Ø Tube W	M	L1	L2	CH1	CH2	JIC 37°
UNIVERSAL	350	350	206601.3	6	1/4	10x1	23	46	11	14	7/16-20
	315	315	206602.3	8	5/16	12x1,5	24	53,5	14	17	1/2-20
			206603.3	10	3/8	14x1,5	27,5	56	14	19	9/16-18
			206604.3	12	1/2	16x1,5	32	67	19	22	3/4-16
	250	250	206605.3	14-15-16	5/8	22x1,5	37	78	22	27	7/8-14
			206606.3	18-20	3/4	27x2	42	95	27	32	1 1/16-12
	200	200	206607.3	25	1	33x2	46	105	33	41	1 5/16-12
			206608.3	30-32	1 1/4	42x2	53	124	41	50	1 5/8-12
	160	160	206609.3	38	1 1/2	48x2	59	137	48	55	1 7/8-12
	315	315	206610.3	6	1/4	12x1,5	24	53,5	14	17	7/16-20
	350	350	206611.3	8	5/16	10x1	24	49,5	14	14	1/2-20
	315	315	206612.3	8	5/16	14x1,5	24	56	14	19	1/2-20
			206613.3	10	3/8	16x1,5	29,5	67	19	22	9/16-18
			206614.3	12	1/2	18x1,5	32	67	19	24	3/4-16
			206615.3	14-15-16	5/8	18x1,5	37	75,5	22	24	7/8-14
	250	250	206616.3	14-15-16	5/8	20x1,5	37	78	22	27	7/8-14
			206617.3	20	3/4	22x1,5	42	88	27	27	1 1/16-12
			206618.3	25	1	27x2	46	105	33	32	1 5/16-12

**Notes:** If you wish to order a fitting in stainless steel, please change the first two digit from 20.... to 21.... .  
Articles available on request only.

## LONG MALE STUD ELBOW COUPLING

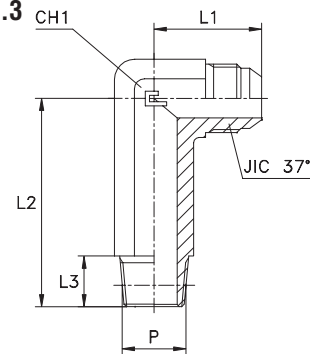
Coupling with O-Ring  
Thread UNF/UN-2A

Type: 2067...3



Thread NPTF

Type: 2068...3



Series JIC	20.... [bar]	21.... [bar]	Ordering Complete	Ø Tube M	Ø Tube W	W	L1	L2	CH1	CH2	JIC 37°
UNIVERSAL	400	400	206701.3	6	1/4	7/16-20	23	46	11	14	7/16-20
			206702.3	8	5/16	1/2-20	24	49,5	14	17	1/2-20
	350	350	206703.3	10	3/8	9/16-18	27,5	56,5	14	17	9/16-18
			206704.3	12	1/2	3/4-16	32	67	19	22	3/4-16
			206705.3	14-15-16	5/8	7/8-14	37	78	22	27	7/8-14
			206706.3	18-20	3/4	1 1/16-12	42	92	27	32	1 1/16-12
	290	290	206707.3	25	1	1 5/16-12	46	105	33	41	1 5/16-12
	240	240	206708.3	30-32	1 1/4	1 5/8-12	53	124	41	50	1 5/8-12
			206709.3	38	1 1/2	1 7/8-12	59	135	48	55	1 7/8-12
	400	400	206710.3	6	1/4	1/2-20	24	49,5	14	17	7/16-20
			206711.3	6	1/4	9/16-18	24	56,5	14	17	7/16-20
	350	350	206712.3	10	3/8	3/4-16	29,5	67	19	22	9/16-18
			206713.3	12	1/2	7/8-14	34	78	22	27	3/4-16
			206714.3	12	1/2	1 1/16-12	36	92	27	32	3/4-16
			206715.3	14-15-16	5/8	3/4-16	37	74,5	22	22	7/8-14
			206717.3	18-20	3/4	3/4-16	42	84,5	27	22	1 1/16-12
			206718.3	18-20	3/4	7/8-14	42	88	27	27	1 1/16-12
	290	290	206719.3	18-20	3/4	1 5/16-12	45	105	33	41	1 1/16-12
			206720.3	25	1	1 1/16-12	46	105	33	32	1 5/16-12
	240	240	206721.3	25	1	1 5/8-12	52	124	41	50	1 5/16-12

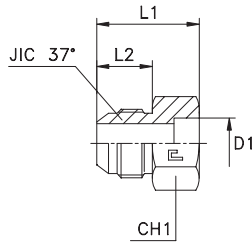
Notes: If you wish to order a fitting in stainless steel, please change the first two digit from 20.... to 21....  
Articles available on request only.

Serie JIC	20.... [bar]	21.... [bar]	Ordering Complete	Ø Tube M	Ø Tube W	P	L1	L2	L3	CH1	JIC 37°
UNIVERSAL	350	350	206801.3	6	1/4	1/8	23	39,5	10	11	7/16-20
			206802.3	8	5/16	1/8	24	41,5	10	14	1/2-20
			206803.3	10	3/8	1/4	27,5	52,5	14,5	14	9/16-18
			206804.3	12	1/2	3/8	32	61	14,5	19	3/4-16
			206805.3	14-15-16	5/8	1/2	37	73	19	22	7/8-14
			206806.3	18-20	3/4	3/4	42	82,5	19	27	1 1/16-12
	290	290	206807.3	25	1	1	46	103	24	33	1 5/16-12
	240	240	206808.3	30-32	1 1/4	1 1/4	53	127	25	41	1 5/8-12
			206809.3	38	1 1/2	1 1/2	59	141	26	48	1 7/8-12
	350	350	206810.3	6	1/4	1/4	24	52,5	14,5	14	7/16-20
			206811.3	8	5/16	1/4	24	52,5	14,5	14	1/2-20
			206812.3	10	3/8	1/8	27,5	48,5	10	14	9/16-18
			206813.3	10	3/8	3/8	29,5	61	14,5	19	9/16-18
			206814.3	10	3/8	1/2	31,5	73	19	22	9/16-18
			206815.3	12	1/2	1/4	32	61	14,5	19	3/4-16
			206816.3	12	1/2	1/2	34	73	19	22	3/4-16
			206817.3	12	1/2	3/4	36	82,5	19	27	3/4-16
			206818.3	14-15-16	5/8	3/8	37	68,5	14,5	22	7/8-14
			206819.3	14-15-16	5/8	3/4	39	82,5	19	27	7/8-14
	206820.3	18-20	3/4	1/2	42	82,5	19	27	1 1/16-12		
	290	290	206821.3	25	1	3/4	46	98	19	33	1 5/16-12
	240	240	206822.3	30-32	1 1/4	1	53	127	24	41	1 5/8-12

Notes: If you wish to order a fitting in stainless steel, please change the first two digit from 20.... to 21....  
Articles available on request only.

## FEMALE STRAIGHT WELDING COUPLING

Type: 2069...3

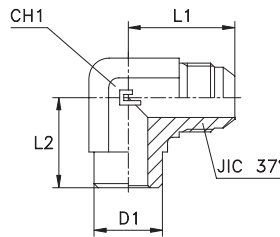


Series JIC	20.... [bar]	21.... [bar]	Ordering Complete	Ø Tube M	Ø Tube W	D1	L1	L2	CH1	JIC 37°
UNIVERSAL	450	450	206901.3	6	1/4	6	26	14	12	7/16-20
			206902.3	8	5/16	10	26	14	14	1/2-20
	350	350	206903.3	10	3/8	10	27,5	14,1	17	9/16-18
			206904.3	12	1/2	12	29	16,7	22	3/4-16
			206905.3	14-15-16	5/8	16	31,5	19,3	24	7/8-14
			206906.3	18-20	3/4	20	40	21,9	30	1 1/16-12
	290	290	206907.3	25	1	25	42	23,1	36	1 5/16-12
	240	240	206908.3	30-32	1 1/4	32	45	24,3	46	1 5/8-12
			206909.3	38	1 1/2	38	50	27,5	50	1 7/8-12
	350	350	206910.3	10	3/8	12	27,5	14,1	17	9/16-18
			206911.3	12	1/2	16	29	16,7	22	3/4-16
			206912.3	12	1/2	18	29	16,7	22	3/4-16
			206913.3	14-15-16	5/8	18	31,5	19,3	24	7/8-14
			206914.3	14-15-16	5/8	22	36,5	19,3	27	7/8-14
			206915.3	18-20	3/4	18	40	21,9	30	1 1/16-12
	290	290	206916.3	18-20	3/4	25	40	21,9	36	1 1/16-12
			206917.3	25	1	27	42	23,1	36	1 5/16-12
	240	240	206918.3	25	1	32	42,5	23,1	41	1 5/16-12
			206919.3	30-32	1 1/4	38	45	24,3	50	1 5/8-12

**Notes:** If you wish to order a fitting in stainless steel, please change the first two digit from 20.... to 21.....  
Articles available on request only.

## MALE WELDING ELBOW

Type: 2070...3



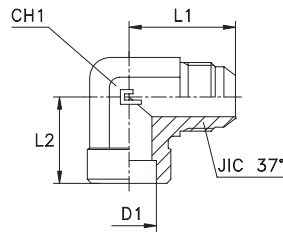
Series JIC	20.... [bar]	21.... [bar]	Ordering Complete	Ø Tube M	Ø Tube W	D1	L1	L2	CH1	JIC 37°
UNIVERSAL	450	450	207001.3	6	1/4	15	31	22,5	14	7/16-20
			207002.3	8	5/16	15	31	22,5	14	1/2-20
	350	350	207003.3	10	3/8	15	31	22,5	14	9/16-18
			207004.3	12	1/2	20	36	26	19	3/4-16
			207005.3	14-15-16	5/8	23	41,5	31	22	7/8-14
			207006.3	18-20	3/4	28	48	34,5	27	1 1/16-12
	290	290	207007.3	25	1	35	52	41	33	1 5/16-12
	240	240	207008.3	30-32	1 1/4	42	59	43	41	1 5/8-12
			207009.3	38	1 1/2	50	66	53	48	1 7/8-12
	450	450	207010.3	8	5/16	16	27	16	14	1/2-20
	350	350	207011.3	10	3/8	16	27	16	14	9/16-18
			207012.3	10	3/8	22	29	18	19	9/16-18
			207013.3	12	1/2	22	31,5	18	19	3/4-16
			207014.3	12	1/2	18	34	20	22	3/4-16
			207015.3	14-15-16	5/8	22	36,5	20	22	7/8-14
			207016.3	14-15-16	5/8	27	40	23	27	7/8-14

**Notes:** If you wish to order a fitting in stainless steel, please change the first two digit from 20.... to 21.....  
Articles available on request only.



## FEMALE WELDING ELBOW

Type: 2071...3

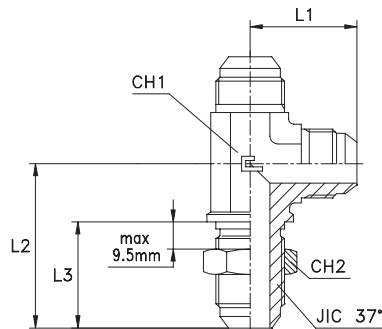


Series JIC	20.... [bar]	21.... [bar]	Ordering Complete	Ø Tube M	Ø Tube W	D1	L1	L2	CH1	JIC 37°
UNIVERSAL	450	450	207101.3	6	1/4	6	23	10	11	7/16-20
			207102.3	8	5/16	10	27	16	14	1/2-20
	350	350	207103.3	10	3/8	10	27,5	16	14	9/16-18
			207104.3	12	1/2	12	32	18	19	3/4-16
			207105.3	14-15-16	5/8	16	37	20	22	7/8-14
			207106.3	18-20	3/4	20	42	23	27	1 1/16-12
	290	290	207107.3	25	1	25	46	26	33	1 5/16-12
	240	240	207108.3	30-32	1 1/4	32	53	33	41	1 5/8-12
			207109.3	38	1 1/2	38	59	35	48	1 7/8-12
			207110.3	10	3/8	12	29,5	18	19	9/16-18
	350	350	207111.3	12	1/2	16	34	20	22	3/4-16
			207112.3	14-15-16	5/8	14	37	20	22	7/8-14
			207113.3	14-15-16	5/8	18	40	23	27	7/8-14
			207114.3	14-15-16	5/8	22	40	23	27	7/8-14
			207115.3	18-20	3/4	18	42	23	27	1 1/16-12
			207116.3	18-20	3/4	25	46	26	33	1 1/16-12
	290	290	207117.3	25	1	32	51	33	41	1 5/16-12
	240	240	207118.3	30-32	1 1/4	30	53	33	41	1 5/8-12
			207119.3	30-32	1 1/4	38	56	35	48	1 5/8-12

**Notes:** If you wish to order a fitting in stainless steel, please change the first two digit from 20.... to 21.... .  
Articles available on request only.

## BULKHEAD BARREL TEE

Type: 2072...3



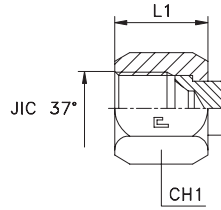
Series JIC	20.... [bar]	21.... [bar]	Ordering Complete	Ø Tube M	Ø Tube W	L1	L2	L3	CH1	CH2	JIC 37°
UNIVERSAL	450	450	207201.3	6	1/4	24,5	40,5	28,3	11	17	7/16-20
			207202.3	8	5/16	27	43,5	28,3	14	19	1/2-20
	350	350	207203.3	10	3/8	27,5	46	30,1	14	22	9/16-18
			207204.3	12	1/2	34,5	53,5	35	19	24	3/4-16
			207205.3	14-15-16	5/8	39,5	60,5	38,5	22	30	7/8-14
			207206.3	18-20	3/4	45	68	42,8	27	36	1 1/16-12
	290	290	207207.3	25	1	49,5	71	42,8	33	41	1 5/16-12
	240	240	207208.3	30-32	1 1/4	55	79	44,1	41	50	1 5/8-12
			207209.3	38	1 1/2	59,5	87	44,3	48	55	1 7/8-12

**Notes:** If you wish to order a fitting in stainless steel, please change the first two digit from 20.... to 21.... .  
Articles available on request only.

## FEMALE PLUG

Thread UNF/UN-2B

Type: 2073..



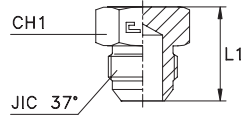
Series JIC	20.... [bar]	21.... [bar]	Ordering Complete	JIC 37°	L1	CH1
UNIVERSAL	450	450	207301	7/16-20	15,5	14
			207302	1/2-20	17	17
	350	350	207303	9/16-18	18,3	19
			207304	3/4-16	21,3	22
			207305	7/8-14	24,6	27
			207306	1 1/16-12	25,9	32
	290	290	207307	1 5/16-12	28,4	41
	240	240	207308	1 5/8-12	31	50
			207309	1 7/8-12	35,8	60

Notes: If you wish to order a fitting in stainless steel, please change the first two digit from 20.... to 21.....  
If you wish to order AISI 304 stainless steel fittings, please change the first two digits from 20..... to 44.....

## TUBE PLUG

Thread UNF/UN-2A

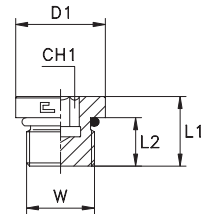
Type: 2074...3



## CLOSURE PLUG WITH EXAGON SOCKET HEAD WITH O-RING

Thread UNF/UN-2A

Type: 2075..



Series JIC	20.... [bar]	21.... [bar]	Ordering Complete	Ø Tube M	Ø Tube W	L1	CH1	JIC 37°
UNIVERSAL	450	450	207401.3	6	1/4	20,5	12	7/16-20
			207402.3	8	5/16	20,5	14	1/2-20
	350	350	207403.3	10	3/8	21,5	17	9/16-18
			207404.3	12	1/2	24	22	3/4-16
			207405.3	14-15-16	5/8	28	24	7/8-14
			207406.3	18-20	3/4	32,5	30	1 1/16-12
	290	290	207407.3	25	1	34	36	1 5/16-12
	240	240	207408.3	30-32	1 1/4	37	46	1 5/8-12
			207409.3	38	1 1/2	42	50	1 7/8-12

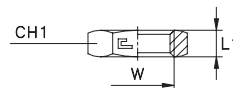
Notes: If you wish to order a fitting in stainless steel, please change the first two digit from 20.... to 21.....

Series JIC	20.... [bar]	21.... [bar]	Ordering Complete	W	D1	L1	L2	CH1
UNIVERSAL	450	450	207501	7/16-20	14	12	9,1	5
			207502	1/2-20	16	12	9,1	5
	350	350	207503	9/16-18	17,5	13	10	6
			207504	3/4-16	22	14,7	11,1	8
			207505	7/8-14	25,5	16,5	12,7	10
			207506	1 1/16-12	32	19,5	15,1	14
	290	290	207507	1 5/16-12	38	19,5	15,1	16
	240	240	207508	1 5/8-12	48	19,5	15,1	19
			207509	1 7/8-12	54	19,5	15,1	19

Notes: If you wish to order a fitting in stainless steel, please change the first two digit from 20.... to 21..... .Articoli disponibili su richiesta.

## EXAGONAL NUT - Thread UNF/UN-2B

Type: 2076..



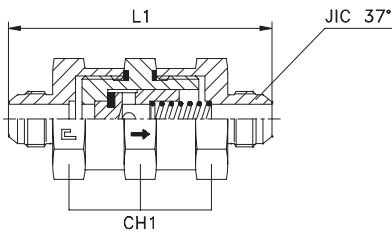
Series JIC	20.... [bar]	21.... [bar]	Ordering Complete	W	L1	CH1
UNIVERSAL	450	450	207601	7/16-20	7,1	17
			207602	1/2-20	7,1	19
	350	350	207603	9/16-18	7,1	22
			207604	3/4-16	7,9	24
			207605	7/8-14	9,1	30
			207606	1 1/16-12	10,4	36
	290	290	207607	1 5/16-12	10,5	41
	240	240	207608	1 5/8-12	10,5	50
			207609	1 7/8-12	10,5	55

Notes: If you wish to order a fitting in stainless steel, please change the first two digit from 20.... to 21.....

## EQUAL NON RETURN VALVE

Thread UNF/2A

Type: **5014...3**

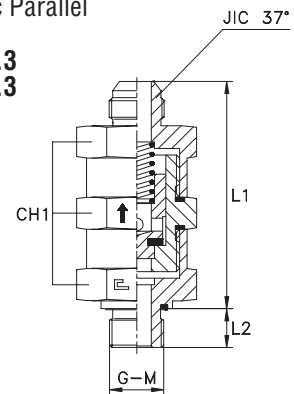


## MALE STUD NON RETURN VALVE

With elastomer seal Thread BSP Parallel/  
Thread Metric Parallel

Type: **5015...3**

Type: **5016...3**



Serie JIC	50.... [bar]	51.... [bar]	Ordering Complete	Ø Tube M	Ø Tube W	L1	CH1	Ø pass.	JIC 37°
UNIVERSAL	400	400	501401.3	6	1/4	76	19	2,8	7/16-20
			501402.3	8	5/16	76	19	4	1/2-20
	350	350	501403.3	10	3/8	76,2	19	4	9/16-18
			501404.3	12	1/2	87,4	32	8	3/4-16
			501405.3	14-15-16	5/8	95,6	41	11	7/8-14
			501406.3	18-20	3/4	109,8	50	14,5	1 1/16-12
	290	290	501407.3	25	1	112,2	50	18	15/16-12
	240	240	501408.3	30-32	1 1/4	132,6	70	25,5	15/8-12
			501409.3	38	1 1/2	139	70	29	17/8-12

**Notes:** If you wish to order a fitting in stainless steel, please change the first two digit from **50....** to **51....** .

Serie JIC	50.... [bar]	51.... [bar]	Ordering Complete	Ø Tube M	Ø Tube W	G	L1	L2	CH1	Ø pass.	JIC 37°
UNIVERSAL	350	350	501501.3	6	1/4	1/8	64	8	19	2,8	7/16-20
			501502.3	8	5/16	1/8	64	8	19	4	1/2-20
			501503.3	10	3/8	1/4	64,1	12	19	4	9/16-18
			501504.3	12	1/2	3/8	73,2	12	32	8	3/4-16
			501505.3	14-15-16	5/8	1/2	79,3	14	41	11	7/8-14
			501506.3	18-20	3/4	3/4	90,9	16	50	14,5	1 1/16-12
	290	290	501507.3	25	1	1	92,1	18	50	18	15/16-12
	240	240	501508.3	30-32	1 1/4	1 1/4	111,3	20	70	25,5	15/8-12
			501509.3	38	1 1/2	1 1/2	114,5	22	70	29	17/8-12

**Notes:** If you wish to order a fitting in stainless steel, please change the first two digit from **50....** to **51....** .

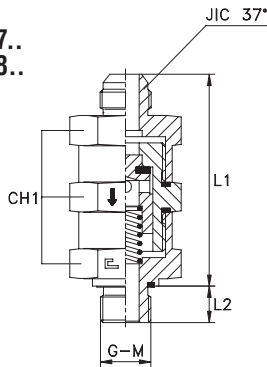
Serie JIC	50.... [bar]	51.... [bar]	Ordering Complete	Ø Tube M	Ø Tube W	M	L1	L2	CH1	Ø pass.	JIC 37°
UNIVERSAL	350	350	501601.3	6	1/4	10x1	64	8	19	2,8	7/16-20
			501602.3	8	5/16	12x1,5	64	8	19	4	1/2-20
			501603.3	10	3/8	14x1,5	64,1	12	19	4	9/16-18
			501604.3	12	1/2	16x1,5	73,2	12	32	8	3/4-16
			501605.3	14-15-16	5/8	22x1,5	79,3	14	41	11	7/8-14
			501606.3	18-20	3/4	27x2	90,9	16	50	14,5	1 1/16-12
	290	290	501607.3	25	1	33x2	92,1	18	50	18	15/16-12
	240	240	501608.3	30-32	1 1/4	42x2	111,3	20	70	25,5	15/8-12
			501609.3	38	1 1/2	48x2	114,5	22	70	29	17/8-12

**Notes:** If you wish to order a fitting in stainless steel, please change the first two digit from **50....** to **51....** .

## MALE STUD NON RETURN VALVE

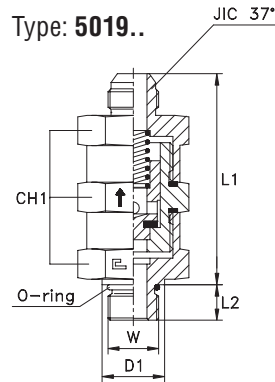
With elastomer seal Thread BSP Parallel  
Thread Metric Parallel

Type: 5017..  
Type: 5018..



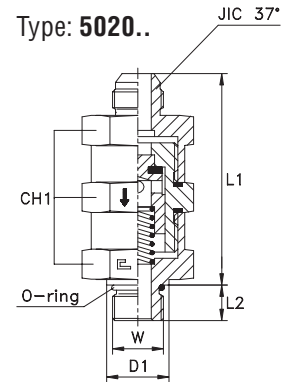
Thread UNF/UN-2A

Type: 5019..



Thread UNF/UN-2A

Type: 5020..



Serie JIC	50.... [bar]	51.... [bar]	Ordering Complete	Ø Tube M	Ø Tube W	G	L1	L2	CH1	Ø pass.	JIC 37°
UNIVERSAL	350	350	501701.3	6	1/4	1/8	64	8	19	2,8	7/16-20
			501702.3	8	5/16	1/8	64	8	19	4	1/2-20
			501703.3	10	3/8	1/4	64,1	12	19	4	9/16-18
			501704.3	12	1/2	3/8	73,2	12	32	8	3/4-16
			501705.3	14-15-16	5/8	1/2	79,3	14	41	11	7/8-14
	501706.3	18-20	3/4	3/4	90,9	16	50	14,5	1 1/16-12		
	290	290	501707.3	25	1	1	92,1	18	50	18	15/16-12
	240	240	501708.3	30-32	1 1/4	1 1/4	111,3	20	70	25,5	15/8-12
			501709.3	38	1 1/2	1 1/2	114,5	22	70	29	17/8-12

Notes: If you wish to order a fitting in stainless steel, please change the first two digit from 50.... to 51.....

Serie JIC	50.... [bar]	51.... [bar]	Ordering Complete	Ø Tube M	Ø Tube W	M	L1	L2	CH1	Ø pass.	JIC 37°
UNIVERSAL	350	350	501801.3	6	1/4	10x1	64	8	19	2,8	7/16-20
			501802.3	8	5/16	12x1,5	64	8	19	4	1/2-20
			501803.3	10	3/8	14x1,5	64,1	12	19	4	9/16-18
			501804.3	12	1/2	16x1,5	73,2	12	32	8	3/4-16
			501805.3	14-15-16	5/8	22x1,5	79,3	14	41	11	7/8-14
	501806.3	18-20	3/4	27x2	90,9	16	50	14,5	1 1/16-12		
	290	290	501807.3	25	1	33x2	92,1	18	50	18	15/16-12
	240	240	501808.3	30-32	1 1/4	42x2	111,3	20	70	25,5	15/8-12
			501809.3	38	1 1/2	48x2	114,5	22	70	29	17/8-12

Notes: If you wish to order a fitting in stainless steel, please change the first two digit from 50.... to 51.....

Serie JIC	50.... [bar]	51.... [bar]	Ordering Complete	Ø Tube M	Ø Tube W	W	D1	L1	L2	CH1	Ø pass.	JIC 37°
UNIVERSAL	400	400	501901.3	6	1/4	7/16-20	13,8	62,5	9,1	19	2,8	7/16-20
			501902.3	8	5/16	1/2-20	16,8	62,5	9,1	19	4	1/2-20
	350	350	501903.3	10	3/8	9/16-20	16,8	62,1	10	19	4	9/16-18
			501904.3	12	1/2	3/4-16	21,8	70,7	11,1	32	8	3/4-16
			501905.3	14-15-16	5/8	7/8-14	26,8	76,3	12,7	41	11	7/8-14
	501906.3	18-20	3/4	1 1/16-12	31,8	87,9	15,1	50	14,5	1 1/16-12		
	290	290	501907.3	25	1	15/16-12	40,8	89,1	15,1	50	18	15/16-12
	240	240	501908.3	30-32	1 1/4	15/8-12	49,8	108,3	15,1	70	25,5	15/8-12
			501909.3	38	1 1/2	17/8-12	54,8	111,5	15,1	70	29	17/8-12

Notes: Desiderando ordinare il raccordo prescelto in acciaio inox, sostituire nel codice il 50.... iniziale con 51.....  
Articles available on request only.

Serie JIC	50.... [bar]	51.... [bar]	Ordering Complete	Ø Tube M	Ø Tube W	W	D1	L1	L2	CH1	Ø pass.	JIC 37°
UNIVERSAL	400	400	502001.3	6	1/4	7/16-20	13,8	62,5	9,1	19	2,8	7/16-20
			502002.3	8	5/16	1/2-20	16,8	62,5	9,1	19	4	1/2-20
	350	350	502003.3	10	3/8	9/16-20	16,8	62,1	10	19	4	9/16-18
			502004.3	12	1/2	3/4-16	21,8	70,7	11,1	32	8	3/4-16
			502005.3	14-15-16	5/8	7/8-14	26,8	76,3	12,7	41	11	7/8-14
	502006.3	18-20	3/4	1 1/16-12	31,8	87,9	15,1	50	14,5	1 1/16-12		
	290	290	502007.3	25	1	15/16-12	40,8	89,1	15,1	50	18	15/16-12
	240	240	502008.3	30-32	1 1/4	15/8-12	49,8	108,3	15,1	70	25,5	15/8-12
			502009.3	38	1 1/2	17/8-12	54,8	111,5	15,1	70	29	17/8-12

Notes: If you wish to order a fitting in stainless steel, please change the first two digit from 50.... to 51.....  
Articles available on request only.